

NUCCI

NUCCI

WE

CREATE

CONTEMPORARY


DESIGN

WITH A TASTE

OF

DEJA-VU.

Il marchio Nucci propone una raffinata collezione di prodotti originali e ricercati che rendono distinguibile l'identità del proprio stile. Semplicità, artigianalità, cura dei dettagli e qualità dei materiali, consentono la reinterpretazione del bagno classico in chiave contemporanea personalizzando il design secondo le caratteristiche dello spazio e le esigenze del momento: gli elementi modulari permettono soluzioni multifunzionali adattabili al gusto personale grazie alla scelta tra il calore del legno, l'eleganza del laccato, la morbidezza del solid surface o la tecnologia innovativa dell'ocritech, in combinazione con la vasta gamma di colori e le varie dimensioni disponibili.




The Nucci brand offers a refined collection of original and sought-after products that make the identity of one's style distinguishable. Simplicity, craftsmanship, attention to detail, and quality of materials allow the reinterpretation of the classic bathroom in a contemporary key, customizing the design according to the characteristics of the space and the needs of the moment: modular elements allow multifunctional solutions adaptable to personal taste thanks to the choice between the warmth of wood, the elegance of lacquer, the softness of solid surface, or the innovative technology of ocritech, in combination with the wide range of colors and various available sizes.

La marque Nucci propose une collection raffinée de produits originaux et recherchés qui rendent l'identité de son style distinguable. La simplicité, le savoir-faire, l'attention portée aux détails et la qualité des matériaux permettent de réinterpréter la salle de bain classique de manière contemporaine, en personnalisant le design en fonction des caractéristiques de l'espace et des besoins du moment: les éléments modulaires permettent des solutions multifonctionnelles adaptables au goût personnel grâce au choix entre la chaleur du bois, l'élégance du laqué, la douceur du solid surface ou la technologie innovante de l'ocritech, combinées à une large gamme de couleurs et de tailles disponibles.

Each Nucci item carries the thirty years of experience of Mobilduenne, which guarantees an optimized production process controlled by competent professionals at every step. All furnishings are designed, built, and finished inside the headquarters, located in Ripatransone in the province of Ascoli Piceno. The creation of completely internal collections is a strong point of the company: thanks to the coordination between the technical office and the production unit, expert carpenters carry out projects using solid wood and panels with the help of cutting-edge machinery, while specialized personnel take care of the painting and finishing of the furniture, giving it sartorial characteristics.

Chaque article Nucci porte en lui les trente ans d'expérience de Mobilduenne, qui garantit un processus de production optimisé et contrôlé par des professionnels compétents à chaque étape. Tous les meubles sont conçus, fabriqués et finis à l'intérieur du siège de Ripatransone, dans la province d'Ascoli Piceno. La création de collections entièrement internes est un point fort de l'entreprise : grâce à la coordination entre le bureau technique et l'unité de production, des artisans experts réalisent les projets en travaillant le bois massif et les panneaux à l'aide de machines de pointe, tandis que le personnel spécialisé s'occupe de la peinture et de la finition du mobilier, lui conférant des caractéristiques sur mesure.

Ogni articolo Nucci porta in sé l'esperienza trentennale di Mobilduenne che garantisce un processo produttivo ottimizzato e controllato da professionisti competenti in ogni suo passaggio. Tutti gli arredi vengono pensati, costruiti e rifiniti all'interno della sede di Ripatransone, in provincia di Ascoli Piceno. La creazione delle collezioni completamente interna è un punto di forza dell'azienda: grazie al coordinamento tra ufficio tecnico e unità di produzione, esperti falegnami realizzano i progetti lavorando legno massello e pannelli con l'ausilio di macchinari all'avanguardia mentre personale specializzato cura verniciatura e finitura del mobile conferendogli caratteristiche sartoriali.



INDICE

MILLERIGHE	8
NOÈ	42
DÉJÀ VU	72
PIER	106
BASAMENTO DRITTO	132
CILINDRO	150
MOBILDUENNE	164
COLORI	218
LEGNI	220
SOMMARIO	222



I calanchi, Ripatransone, Ascoli Piceno, Italia.

I frontali in legno lavorati a listelli con effetto millerighe rendono suggestivi effetti chiaroscuri e sono il risultato del connubio tra sapere artigianale e tecnologia industriale tramite cui si ottengono superfici tridimensionali con trame che sembrano di tessuto e che fanno vibrare la luce.

Le basi millerighe sono disponibili nelle finiture massello rovere naturale e noce canaletto e nei laccati opachi, sia nei colori di nostra selezione che nei colori RAL e NCS.

Inoltre, è possibile personalizzare ulteriormente il frontale scegliendo tra una lavorazione con righe da 4 mm, per ottenere un effetto dinamico, o da 9 mm, per un effetto sobrio ed elegante.

The wooden fronts, crafted with slats and a ribbed effect, create fascinating chiaroscuro effects and are the result of the combination of artisanal knowledge and industrial technology, which produces three-dimensional surfaces with textures that resemble fabric and make light vibrate. The ribbed bases are available in natural oak and Canaletto walnut solid wood finishes, as well as in matte lacquered finishes in both our selected colors and RAL and NCS colors.

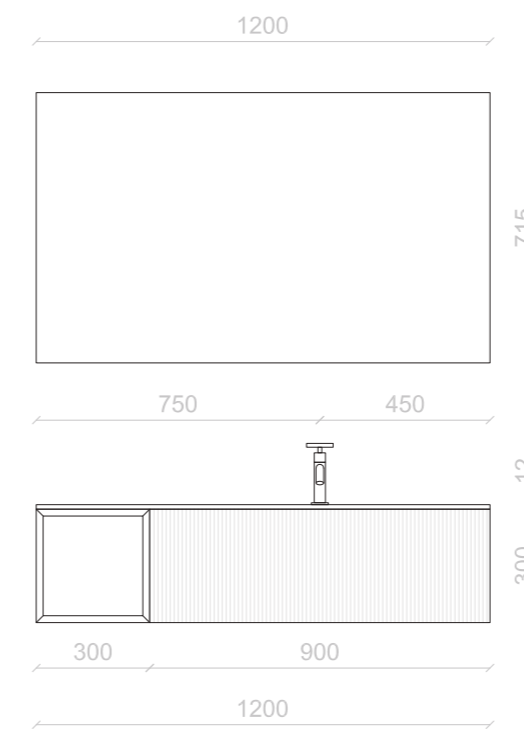
In addition, it is possible to further customize the front panel by choosing between a processing with 4 mm stripes for a dynamic effect, or 9 mm stripes for a sober and elegant effect, in addition to the wide range of available finishes and colors.

Les façades en bois, travaillées avec des lattes et un effet cannelé, créent des effets de clair-obscur fascinants et résultent de la combinaison de connaissances artisanales et de la technologie industrielle, qui produit des surfaces tridimensionnelles avec des textures qui ressemblent à du tissu et font vibrer la lumière. Les bases cannelées sont disponibles dans des finitions en bois massif de chêne naturel et de noyer Canaletto, ainsi que dans des finitions laquées mates dans nos couleurs sélectionnées et les couleurs RAL et NCS.

De plus, il est possible de personnaliser davantage le panneau avant en choisissant entre un traitement avec des rayures de 4 mm pour un effet dynamique, ou des rayures de 9 mm pour un effet sobre et élégant, en plus de la large gamme de finitions et de couleurs disponibles.

millerighe
10





NUCCI 01

Basi millerighe 4 verde comodo opaco, vano a giorno a 45° piatto nero opaco. Apertura push-pull.

Top paint surface nero opaco; P. 52,0 cm. Specchio retroilluminato. Copri piletta di scarico click-clack colore nero opaco.

Matt verde comodo unit, matt black open unit at 45° flat. Push-pull opening.

Matt black top paint surface; D. 52.0cm. Backlit mirror. Matt black click-clack drain cover.

Meuble verde comodo mat, meuble ouvert à 45° plat en noir mat. Ouverture push-pull.

Plan en surface de couleur noir mat; P. 52,0 cm.

Miroir rétro-éclairé. Cache bonde clic-clac noir mat.

millorighe
14


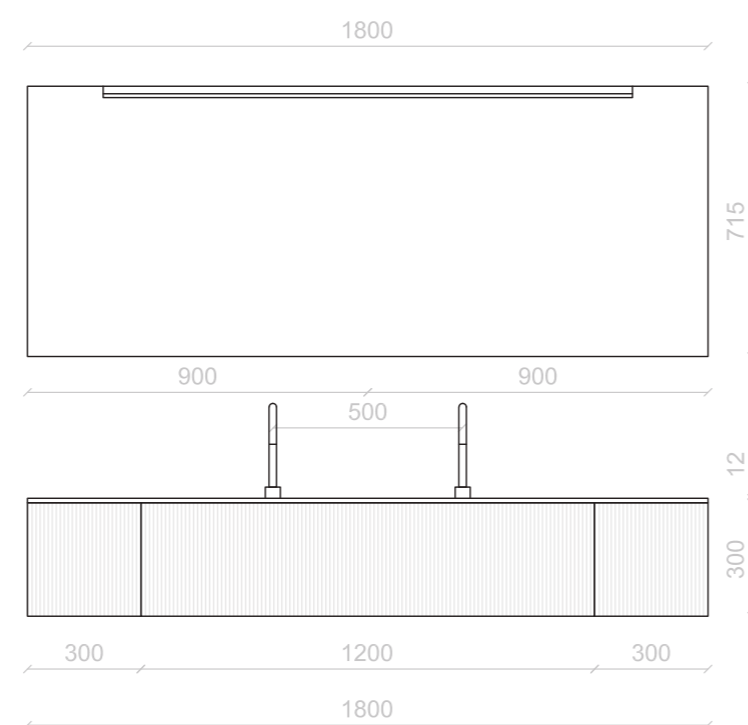


NUCCI 02

Basi millerighe 4 rosso mattone opaco (NCS). Apertura push-pull. Top paint surface rosso mattone opaco; P. 52,0 cm. Specchio profilo nero. Lampada led applique cromo.
Vasca da bagno in materiale acrilico opaco.

Matt rosso mattone units (NCS). Push-pull opening. Matt rosso mattone top paint surface; D. 52.0cm.
Black profile mirror. Chrome applique led lamp.
Matt acrylic bathtub.

Meubles rosso mattone mat (NCS). Ouverture push-pull. Plan en surface de couleur rosso mattone mat; P. 52,0 cm.
Miroir profil noir. Applique led chromée.
Baignoire en acrylique mat.



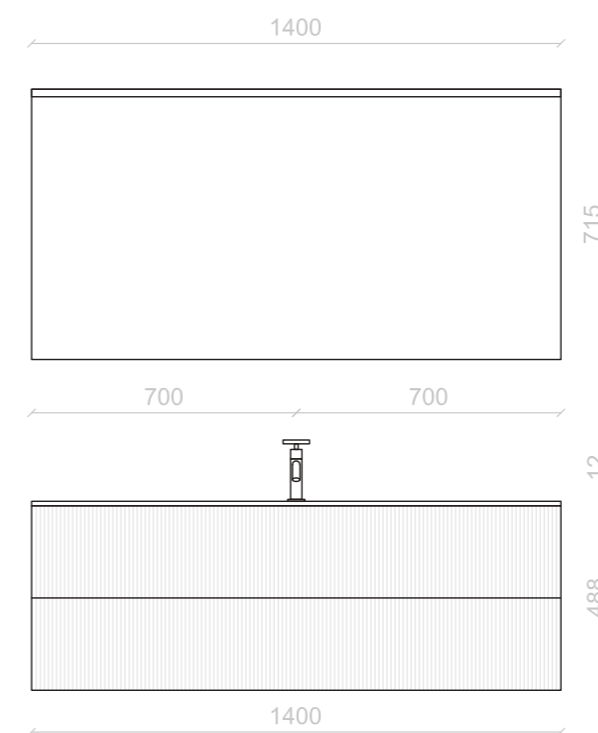


millerighe
19





millorighe
21



NUCCI 03

Basi millorighe 9 grigio Londra opaco. Apertura push-pull. Top paint surface grigio Londra opaco; P. 52,0 cm. Specchio profilo nero. Lampada led applique. Copri piletta di scarico click-clack colore grigio Londra.

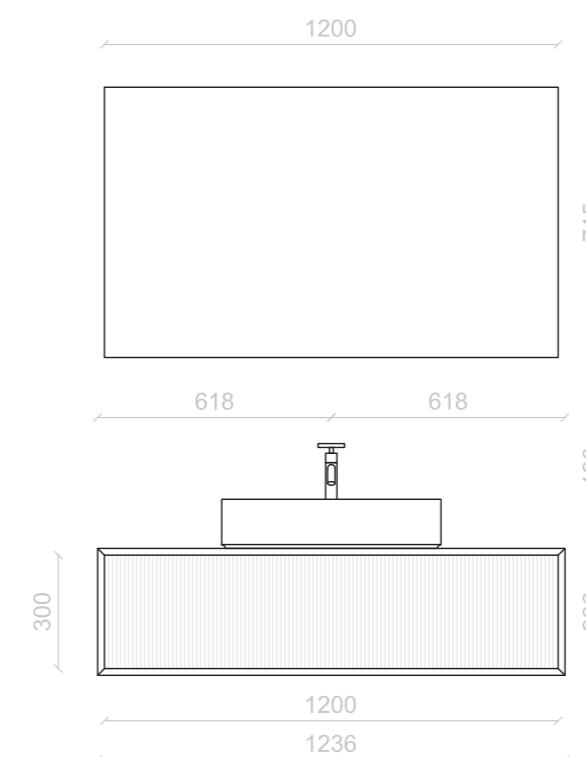
Matt grigio Londra units. Push-pull opening. Matt grigio Londra top paint surface; D. 52.0cm.

Black profile mirror. Chrome applique led lamp. Matt grigio Londra click-clack drain cover.

Meubles grigio Londra mat. Ouverture push-pull. Plan en surface de couleur grigio Londra mat; P. 52,0 cm.

Miroir profil noir. Applique led chromée. Cache bonde clic-clac grigio Londra mat.





NUCCI 04

Base millerighe 4 massello rovere naturale.
Apertura push-pull. Top cornice 4 lati a 45°
inclinato bianco opaco; P. 52,0 cm.
Lavabo in appoggio mineral bianco opaco.
Specchio retroilluminato.

Solid oak unit. Push-pull opening. Matt white
4-sided 45° inclined frame; D. 52.0cm.
Matt white mineral countertop washbasin.
Backlit mirror.

Meuble en chêne massif. Ouverture push-
pull. Cadre 4 côtés, incliné à 45°, blanc mat;
P. 52,0 cm.

Vasque à poser en minéral blanc mat. Miroir
rétro-éclairé.



millerighe
27

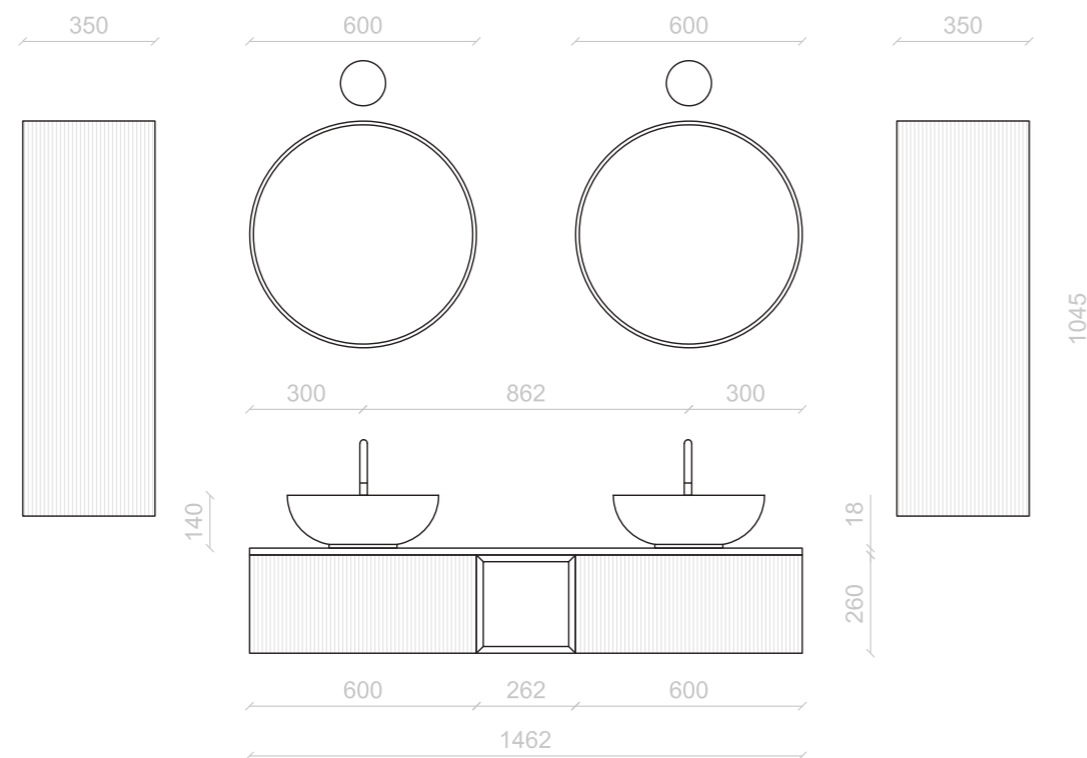


NUCCI 05

Base millerighe 4 massello rovere naturale, vano a giorno a 45° piatto bianco opaco. Apertura push-pull.
Top laccato bianco opaco; P. 52,0 cm. Lavabi in appoggio mineral bianco opaco.
Specchio con telaio in resina colorata bianco opaco.
Lampada Torcia bianco opaco, by Roberto Cicchiné design
Pensile millerighe massello rovere naturale.

Solid oak unit, matt white open unit at 45° flat. Push-pull opening. Matt white lacquered top; D. 52.0cm.
Matt white mineral countertop washbasins. Mirror with matt white colored resin frame.
Matt white lamp, by Roberto Cicchiné design.
Solid natural oak wall unit.

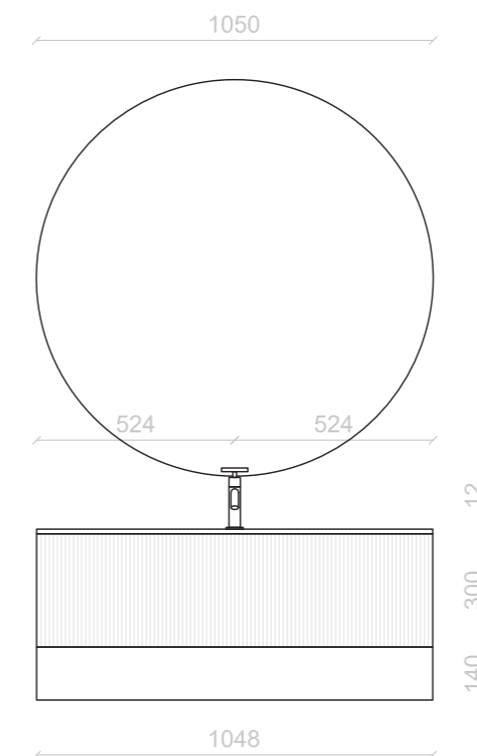
Meuble en chêne massif, meuble ouvert à 45° plat en blanc mat. Ouverture push-pull. Plan laqué blanc mat; P. 52,0 cm.
Vasques à poser en minéral blanc mat.
Miroir avec cadre en résine de couleur blanc mat.
Lampe blanc mat, by Roberto Cicchiné design.
Meuble haut en chêne naturel massif.







millerighe
33



NUCCI 06

Base millerighe 4 massello noce canaletto, base nero opaco. Apertura push-pull.
Top paint surface nero opaco con copri pileta a scarico continuo nero opaco; P. 52,0 cm.
Specchio retroilluminato.

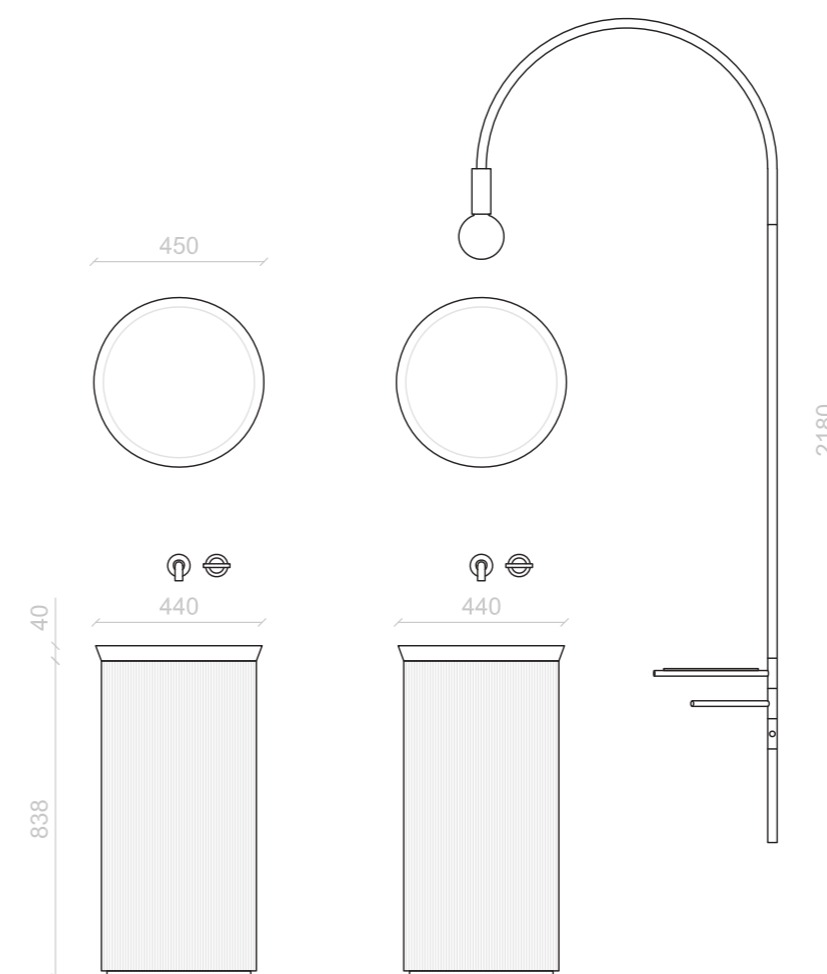
Solid canaletto walnut unit, matt black unit.
Push-pull opening.
Matt black top paint surface with matt black continuous flow drain cover; D. 52.0cm.
Backlit mirror.

Meuble en noyer canaletto massif, meuble noir mat. Ouverture push-pull.
Plan en surface de couleur noir mat avec cache bonde écoulement continu noir mat; P. 52,0 cm.
Miroir rétro-éclairé.



millerighe
35





NUCCI 07

Lavabo freestanding millerighe 4 massello noce canaletto. Lavabi in ocritech bianco opaco. Specchio molato.
Lampada Torcia nero opaco, by Roberto Cicchiné design.
Vasca da bagno in materiale acrilico opaco.

Freestanding solid wood canaletto walnut washbasin. Matt white ocritech washbasins. Beveled mirror.
Matt black lamp, by Roberto Cicchiné design.
Matt acrylic bathtub.

Lavabo autoportant en noyer canaletto massif. Vasques en ocritech blanc mat. Miroir biseauté.
Lampe noir mat, by Roberto Cicchiné design.
Baignoire en acrylique mat.

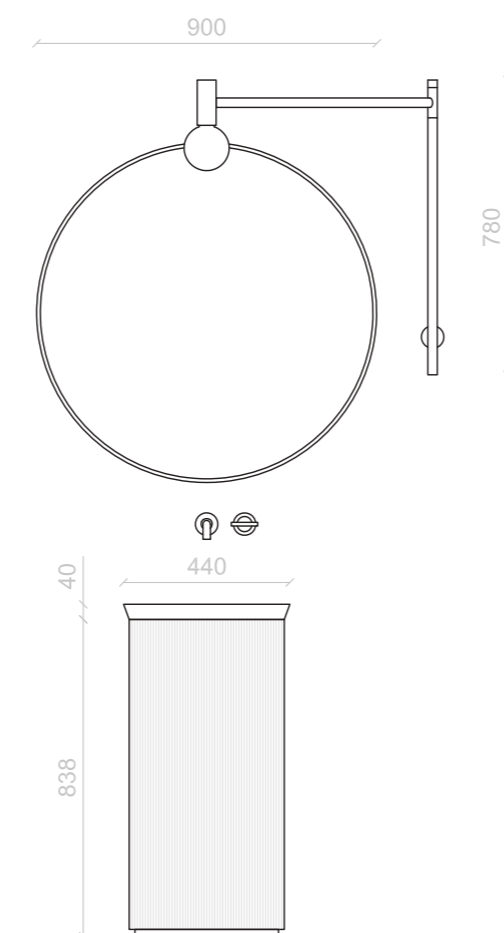



NUCCI 08

Lavabo freestanding millerighe 4 massello rovere naturale.
Lavabi ocritech nero opaco.
Lampada Torcia nera opaca, by Roberto Cicchiné design.

Freestanding solid wood natural oak washbasin.
Matt black ocritech countertop washbasins.
Matt black lamp, by Roberto Cicchiné design.

Lavabo autoportant en chêne massif.
Vasques en ocritech noir mat.
Lampe noir mat, by Roberto Cicchiné design.





Belvedere, Ripatransone, Ascoli Piceno, Italia.

I lavabi Noè si contraddistinguono per la loro estetica particolare grazie a una griglia rompigitto che impedisce la fuoriuscita di schizzi d'acqua. Se posati in appoggio sul top, in soli 3 cm di profondità contengono la funzionalità di un lavabo a vasca; in alternativa, possono essere sospesi su un box che nasconde staffe e sifone oppure possono costituire integrazione della vasca stessa su top in ocritech, bianco o nero, in gres, in marmo o in quarzo.

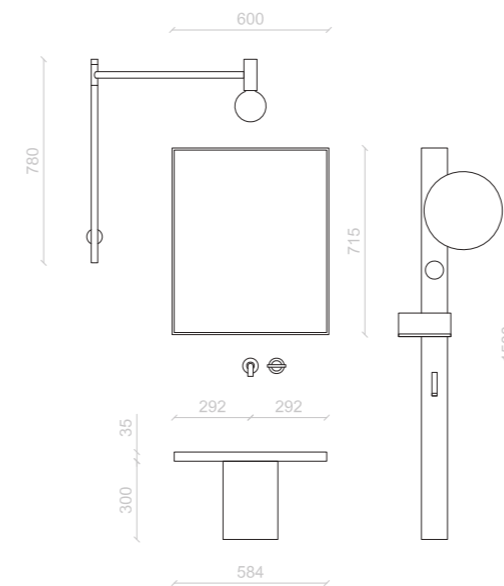
The Noè washbasins stand out for their unique aesthetic, thanks to a splash-proof grid that prevents water from splashing out. When placed on a countertop, they contain the functionality of a basin in just 3 cm of depth. Alternatively, they can be suspended on a box that hides brackets and siphon, or they can be integrated into the bathtub itself on a top made of ocritech, white or black, ceramic, marble, or quartz.

Les lavabos Noè se distinguent par leur esthétique particulière, grâce à une grille anti-éclaboussures qui empêche l'eau de jaillir. Lorsqu'ils sont posés sur un plan de travail, ils offrent la fonctionnalité d'un lavabo en seulement 3 cm de profondeur. Alternativement, ils peuvent être suspendus sur un boîtier qui cache les supports et le siphon, ou intégrés dans la baignoire elle-même sur un dessus en ocritech, en céramique blanche ou noire, en marbre ou en quartz.





noè
47



NUCCI 09

Lavabo sospeso bianco opaco con griglia rompigoetto nera opaca. Specchio profilo nero.

Lampada Torcia bianca opaca, by Roberto Cicchiné design.

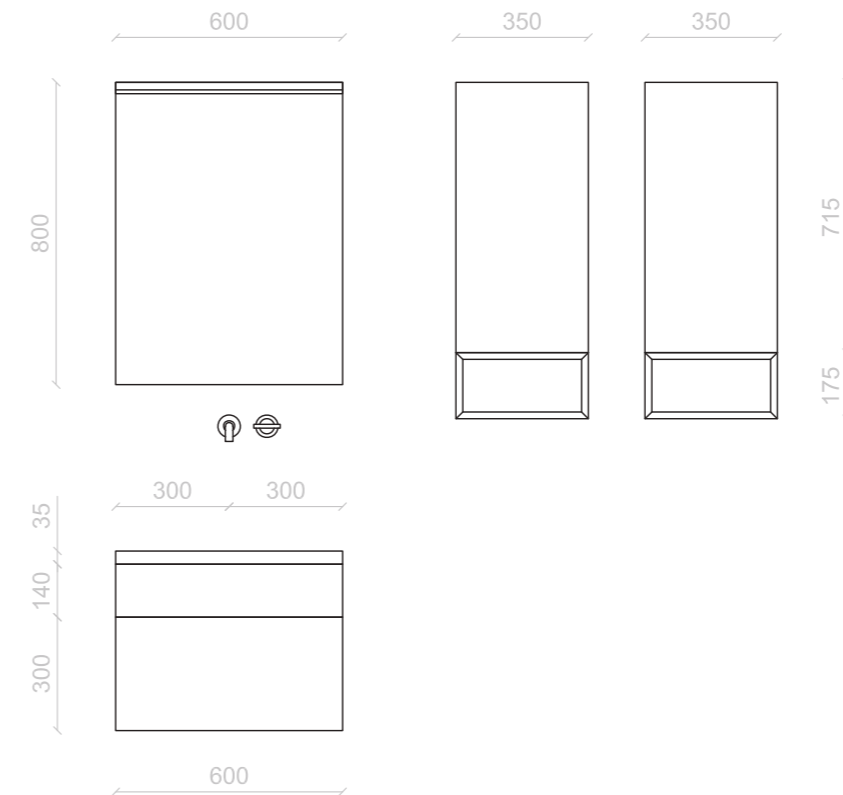
Matt white suspended washbasin with matt black drop breaker grid. Black profile mirror. Matt white lamp, by Roberto Cicchiné design.

Lavabo suspendu blanc mat avec grille anti-éclaboussures noir mat. Miroir profil noir. Lampe blanc mat, by Roberto Cicchiné design.



noè
49





NUCCI 10

Basi grigio Londra, nero opaco, vano a giorno a 45° piatto nero opaco. Apertura push-pull.

Top laccato nero opaco; P. 52,0 cm. Lavabo in appoggio nero opaco con griglia rompigitto nera opaca. Specchio profilo nero con trafilata led.

Pensili grigio Londra opaco, vano a giorno a 45° piatto nero opaco.

Matt grigio Londra and black units, open unit at 45° flat. Push-pull opening. Matt black lacquered top; D. 52.0cm.

Matt black washbasin with matt black drop breaker grid.

Black profile mirror with led lamp. Matt grigio Londra wall units, matt black open unit at 45° flat.

Meubles grigio Londra et noir mat, meuble ouvert à 45° plat en noir mat. Ouverture push-pull. Plan laqué noir mat; P. 52,0 cm.

Lavabo à poser noir mat avec grille anti-éclaboussures noir mat.

Miroir profile noir avec lampe led. Meubles hauts grigio Londra mat, meuble ouvert à 45° plat en noir mat.

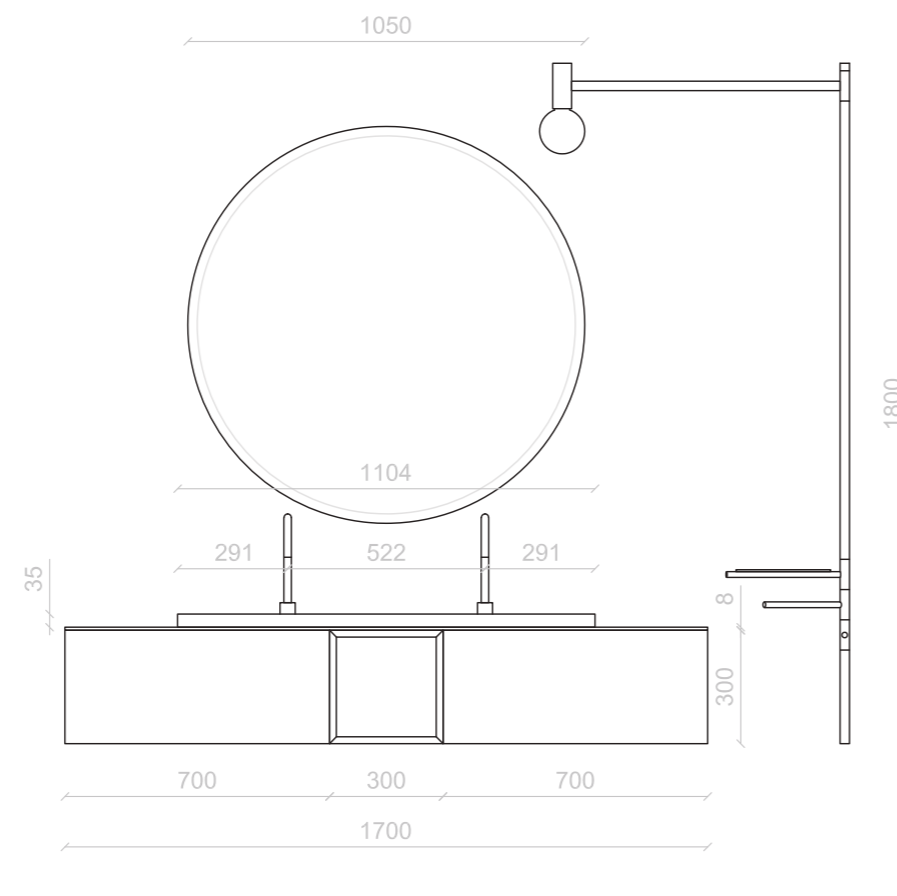


NUCCI 11

Basi rosso mattone opaco (NCS) , vano a giorno a 45° piatto rosa deserto opaco (NCS). Apertura push-pull.
Top laccato nero opaco; P. 52,0 cm.
Lavabo nero opaco con griglia rompigitto nera opaca. Specchio molato.
Lampada Torcia nero opaco, by Roberto Cicchiné design.

Matt rosso mattone (NCS) unit, matt rosa deserto (NCS) open unit at 45° flat.
Push-pull opening. Matt black lacquered top; D. 52.0cm. Matt black washbasin with matt black drop breaker grid.
Beveled mirror. Matt black lamp, by Roberto Cicchiné design.

Meuble rosso mattone (NCS), meuble ouvert à 45° plat en rosa deserto mat (NCS). Ouverture push-pull.
Plan laqué noir mat; P. 52,0 cm. Lavabo à poser noir mat avec grille anti-éclaboussures noir mat.
Miroir biseauté. Lampe noir mat, by Roberto Cicchiné design.



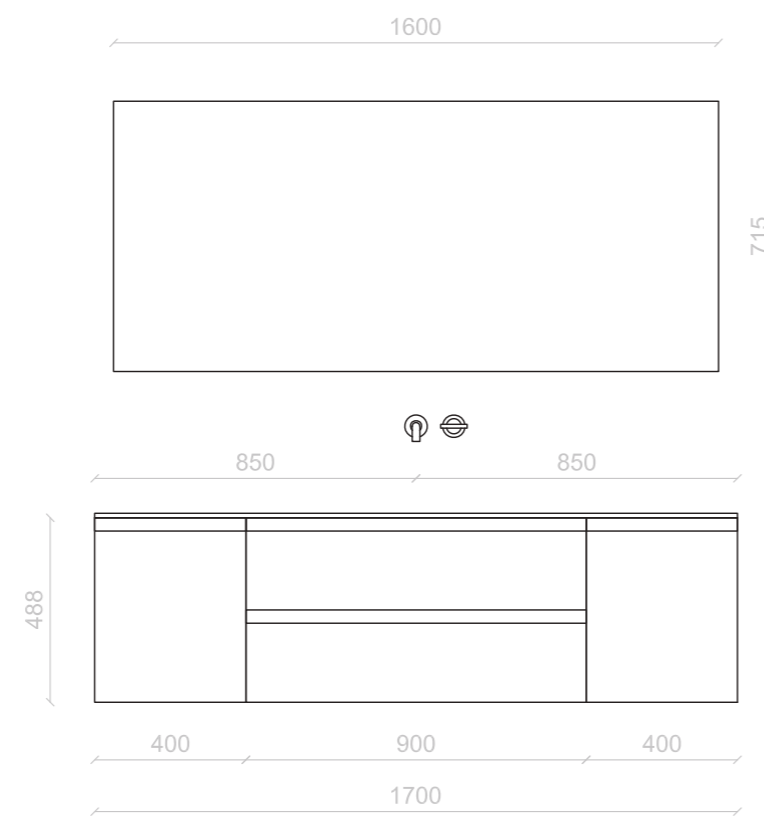


NUCCI 12

Basi avorio opaco. Apertura gola J.
Top con vasca integrata in ocritech bianco opaco con griglia rompigitto bianca opaca; P. 52,0 cm.
Specchio retroilluminato. Vasca da bagno in materiale acrilico opaco.

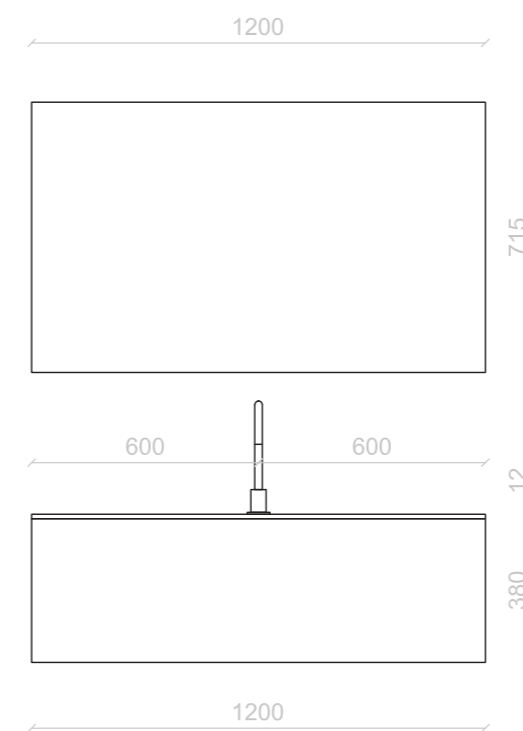
Matt avorio units. J-shaped handle. Matt white ocritech top with matt white drop breaker grid; D. 52.0cm.
Backlit mirror. Matt acrylic bathtub.

Meubles avorio mat. Ouverture ouverture en forme de J.
Plan avec vasque intégrée en ocritech blanc mat avec grille anti-éclaboussures blanc mat; P. 52,0 cm.
Miroir rétro-éclairé. Baignoire en acrylique mat.



noè
60





NUCCI 13

Base massello rovere naturale. Apertura push-pull.

Top con vasca integrata in ocritech bianco opaco con griglia rompigitto bianca opaca; P. 52,0 cm.

Specchio retroilluminato.

Solid wood natural oak unit. Push-pull opening. Matt white ocritech top with matt white drop breaker grid; D. 52.0cm. Backlit mirror.

Meuble en chêne massif. Ouverture push-pull.

Plan avec vasque intégrée en ocritech blanc mat avec grille anti-éclaboussures blanc mat; P. 52,0 cm.

Miroir rétro-éclairé.

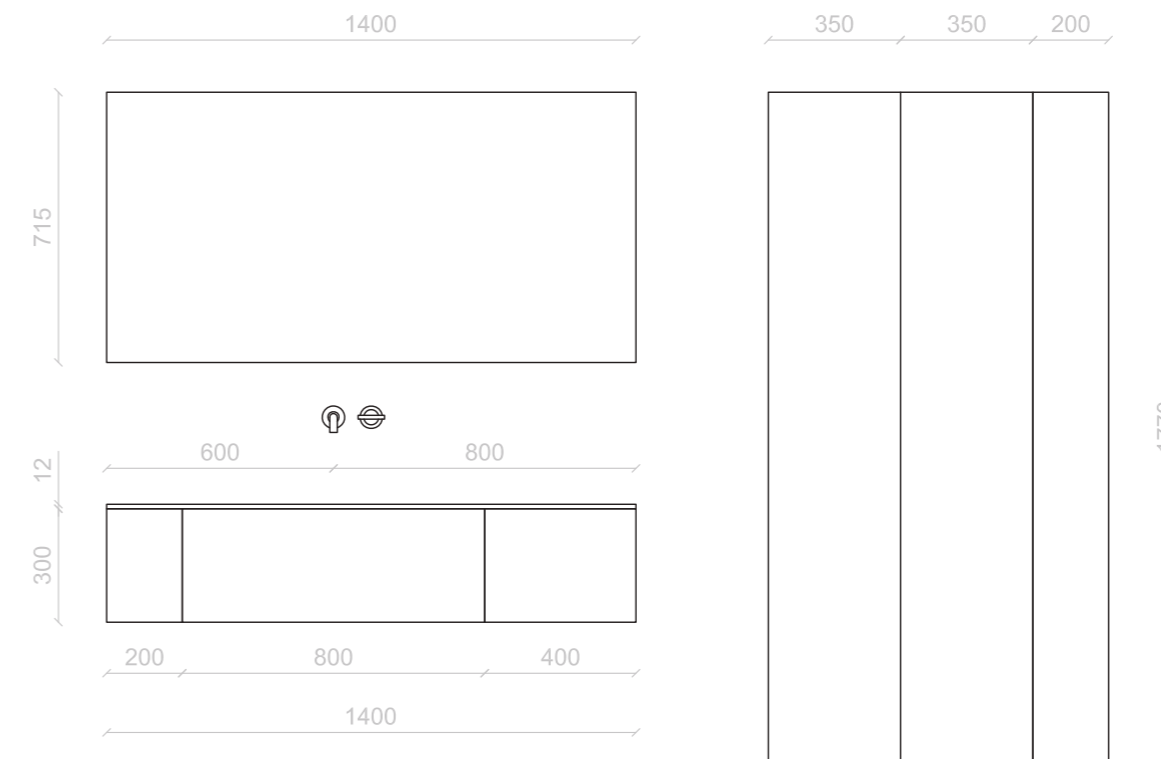


noè
65





noè
67



NUCCI 14

Basi ral grigio beige 7006 opaco. Apertura push-pull. Top con vasca integrata in ocritech nero opaco con griglia rompigitto nero opaca; P. 52,0 cm. Specchio retroilluminato. Lampada Torcia nero opaco, by Roberto Cicchiné design. Colonne ral grigio beige 7006 opaco, vano a giorno laterale a 45° piatto nero opaco.

Matt ral grigio beige 7006 unit. Push-pull opening. Matt black ocritech top with matt black drop breaker grid; D. 52.0cm. Backlit mirror. Matt black lamp, by Roberto Cicchiné design. Matt grigio Londra wall units, matt black open unit at 45° flat.

Meuble ral grigio beige 7006 mat. Ouverture push-pull. Plan avec vasque intégrée en ocritech noir mat avec grille anti-éclaboussures noir mat; P. 52,0 cm. Miroir rétro-éclairé. Lampe noir mat, by Roberto Cicchiné design. Meubles hauts grigio Londra mat, meuble ouvert à 45° plat en noir mat.



NUCCI 15

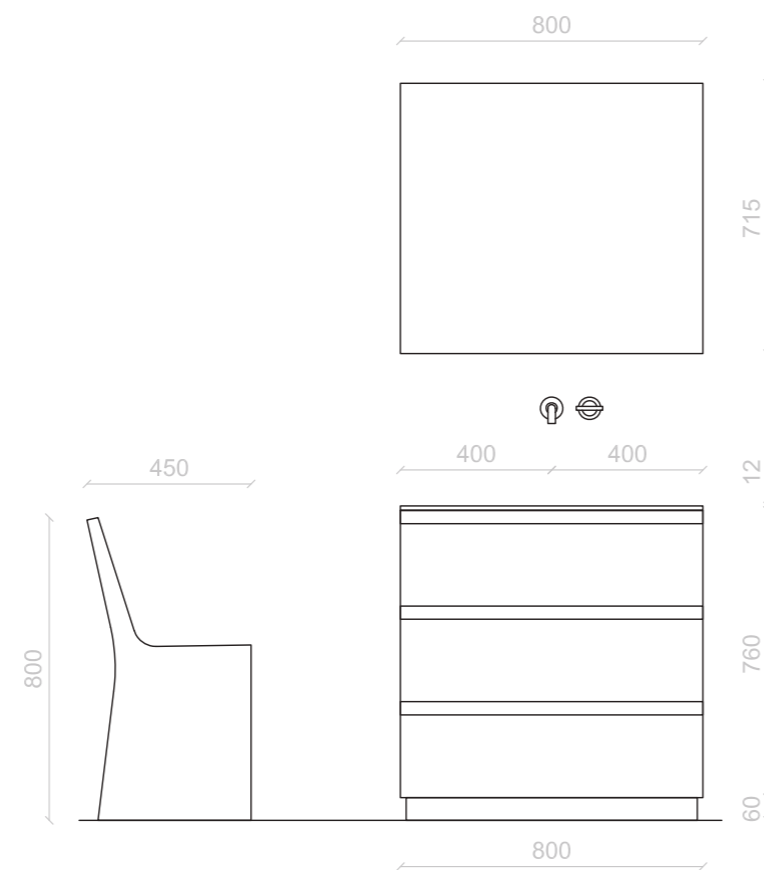
Base nero opaco. Apertura gola2. Top con vasca integrata in gres corten con griglia rompigitto nero opaca; P. 52,0 cm.
Specchio retroilluminato. Sedia contenitore verde foglia (NCS) opaco.

Matt black unit. Inclined edge slot opening. Stoneware Corten top with matt black drop breaker grid; D. 52.0cm.

Backlit mirror. Matt verde foglia (NCS) container chair.

Meuble noir mat. Ouverture gola 2 incliné. Plan avec vasque intégrée en grès Corten mat avec grille anti-éclaboussures noir mat; P. 52,0 cm.

Miroir rétro-éclairé. Chaise conteneur verde foglia (NCS) mat.





Ripatransone, Ascoli Piceno, Italia.

Su colonna, in appoggio o sospesi, di forma rettangolare o tonda, i lavabi dai ricordi familiari acquisiscono un tono moderno grazie a nuove proporzioni e a nuovi materiali.

L'interno della vasca è disponibile in bianco o in nero, mentre l'esterno è personalizzabile nei colori di produzione, RAL o NCS.

Possono essere rivestiti in legno massello millerighe con finiture in noce canaletto o rovere naturale.

Due le dimensioni tra cui scegliere: il diametro di 45 cm è perfetto per bagni di piccole dimensioni, mentre quello di 60 cm trasforma il lavabo in un oggetto iconico.

Column-mounted, countertop or wall-mounted, with rectangular or round shape, the washbasins with familiar memories acquire a modern tone thanks to new proportions and new materials.

The interior of the basin is available in white or black, while the exterior can be customized in production colors, RAL or NCS.

They can be covered in millerighe solid wood with finishes in canaletto walnut or natural oak. There are two sizes to choose from: the 45 cm diameter is perfect for small bathrooms, while the 60 cm diameter transforms the washbasin into an iconic object.

Sur colonne, à poser ou suspendus, de forme rectangulaire ou ronde, les lavabos aux souvenirs familiaux acquièrent une tonalité moderne grâce à de nouvelles proportions et de nouveaux matériaux.

L'intérieur de la cuve est disponible en blanc ou en noir, tandis que l'extérieur peut être personnalisé dans les couleurs de production, RAL ou NCS.

Ils peuvent être recouverts de bois massif millerighe avec des finitions en noyer canaletto ou en chêne naturel.

Il existe deux tailles au choix : le diamètre de 45 cm est parfait pour les petites salles de bains, tandis que celui de 60 cm transforme le lavabo en un objet iconique.

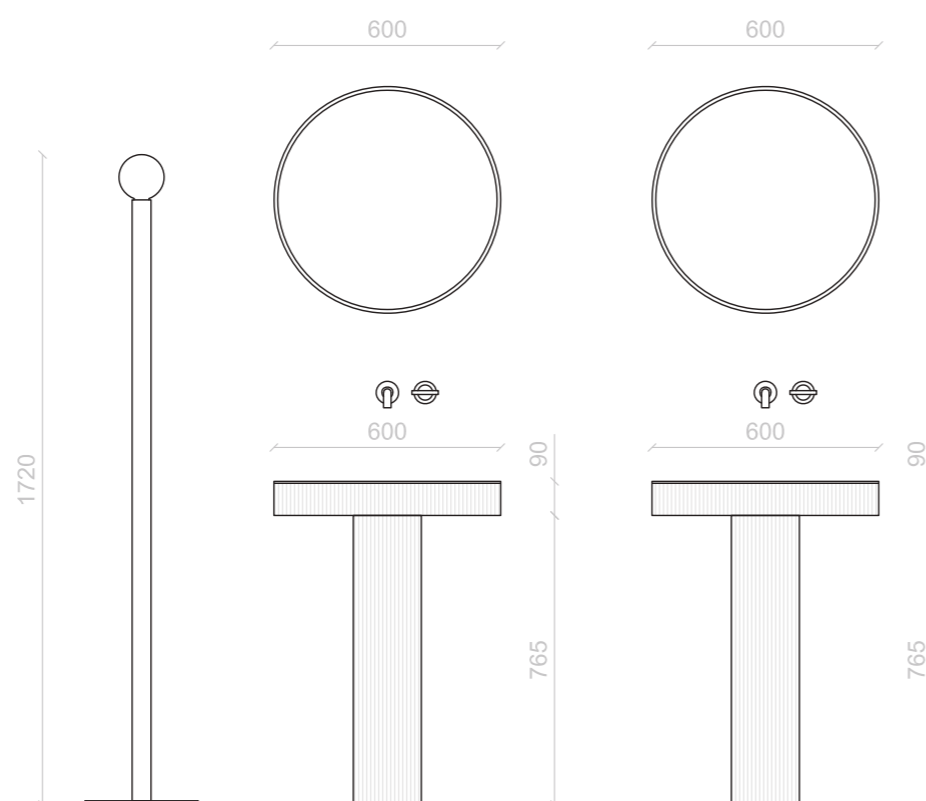


NUCCI 16

Lavabo freestanding millerighe massello noce canaletto, interno vasca nero opaco Specchio con telaio in resina colorata nero opaco. Lampada Torcia nero opaco, by Roberto Cicchiné design.

Freestanding solid wood canaletto walnut washbasin, matt black inside basin. Mirror with matt black colored resin frame.
Matt black lamp, by Roberto Cicchiné design.

Lavabo autoportant en noyer canaletto massif, intérieur de la vasque noir mat.
Miroir avec cadre en résine de couleur noir mat.
Lampe noir mat, by Roberto Cicchiné design.



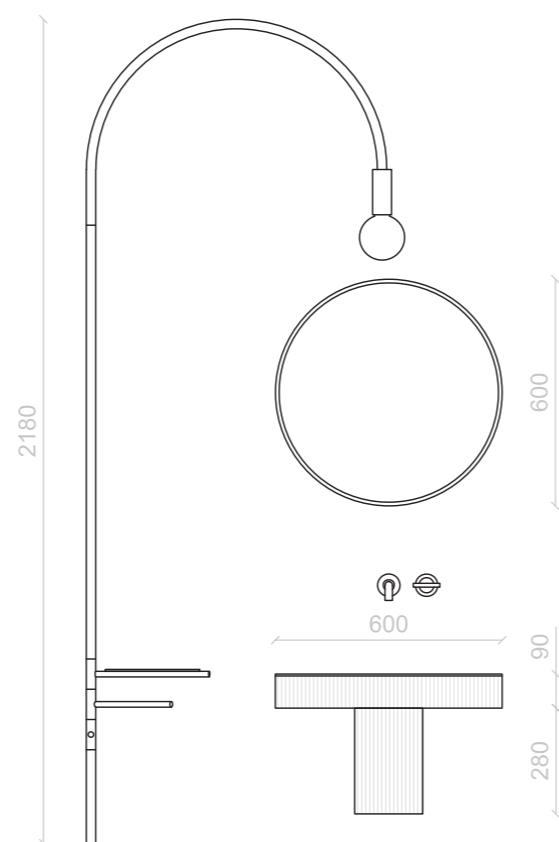


NUCCI 17

Lavabo sospeso millerighe massello rovere naturale, interno vasca bianco opaco. Specchio retroilluminato. Lampada Torcia bianca opaca, by Roberto Cicchiné design.

Hanging solid wood natural oak washbasin, matt white inside basin. Backlit mirror. Matt white lamp, by Roberto Cicchiné design.

Lavabo suspendu en chêne massif, intérieur de la vasque blanc mat. Miroir rétro-éclairé. Lampe blanc mat, by Roberto Cicchiné design.





NUCCI 18

Lavabo sospeso verde comodoro opaco, interno vasca nero opaco.

Lampada Torcia nero opaco, by Roberto Cicchiné design.

Pensile verde comodoro opaco con anta a specchio e lampada led applique.

Mezza colonna verde comodoro opaco con piedi decorativi massello nero opaco.

Hanging verde comodoro washbasin, matte black inside basin. Matt black lamp, by Roberto Cicchiné design.

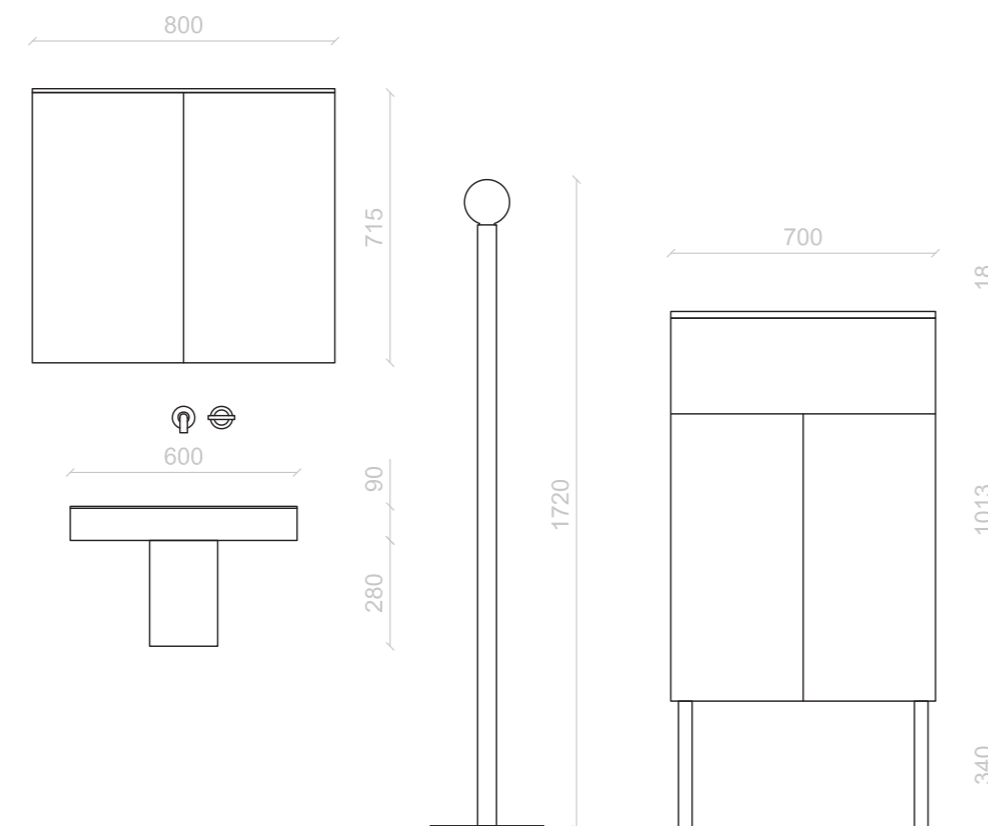
att verde comodoro wall unit with mirror door and LED lamp.

Half column in matt verde comodoro with decorative feet in matt black solid wood.

Lavabo suspendu verde comodoro mat, intérieur de la vasque noir mat. Lampe noir mat, by Roberto Cicchiné design.

Meuble haut verde comodoro mat avec porte miroir et applique LED.

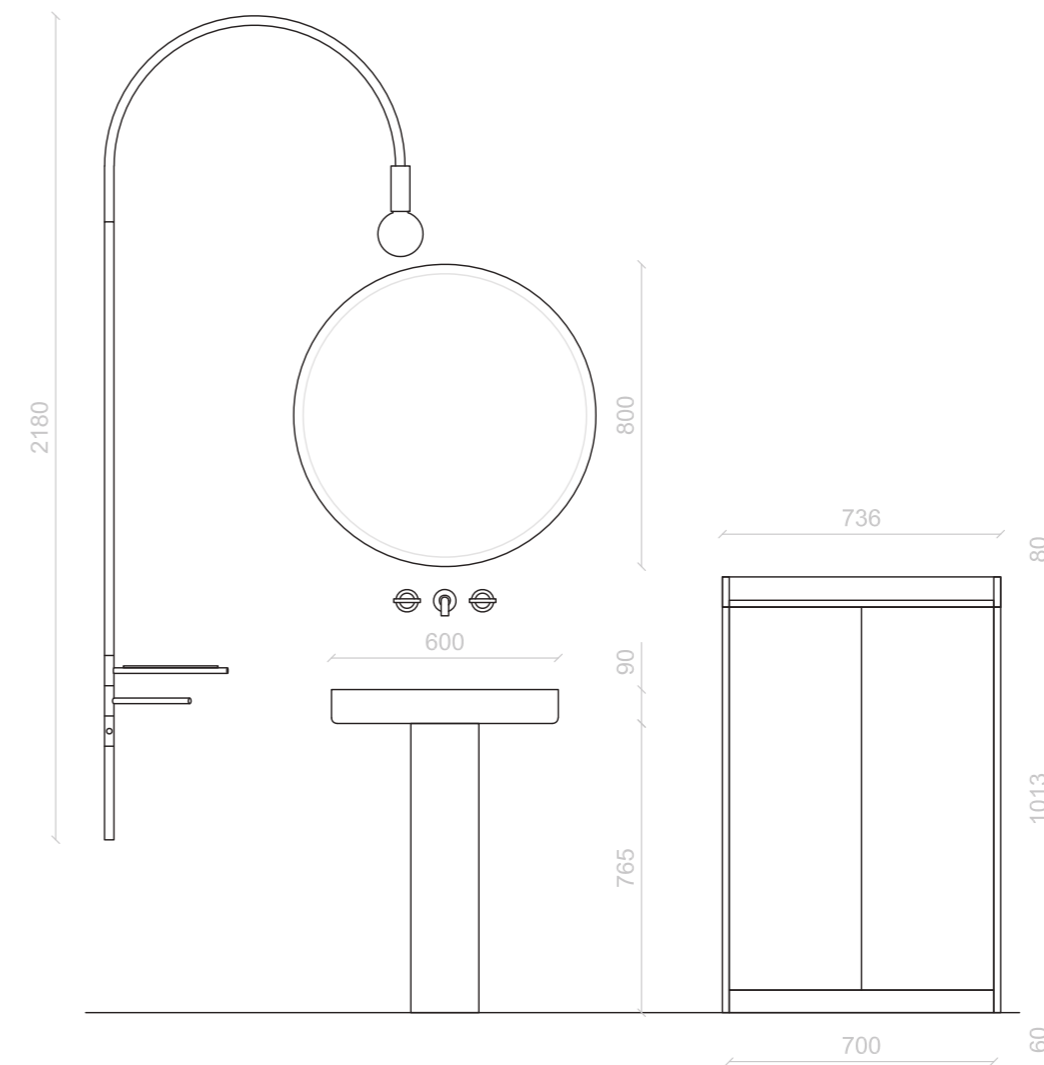
Mi-colonne en verde comodoro mat avec pieds décoratifs en bois massif noir mat.







déjà vu
89



NUCCI 19

Lavabo freestanding terracotta opaco, interno vasca bianco opaco. Specchio molato.

Lampada Torcia nero opaco, by Roberto Cicchiné design. Mezza colonna terracotta opaco.

Freestanding matt terracotta washbasin, matt white inside basin. Beveled mirror. Matt black lamp, by Roberto Cicchiné design. Matt terracotta half column.

Lavabo autoportant en terracotta mat, intérieur de la vasque blanc mat.

Miroir biseauté. Lampe noir mat, by Roberto Cicchiné design. Mi-colonne en terracotta mat.



NUCCI 20

Lavabo freestanding bianco opaco, interno vasca bianco opaco. Base celeste opaco con fianchi di tamponamento bianco opaco.

Top vassoio bianco opaco. Apertura push-pull.

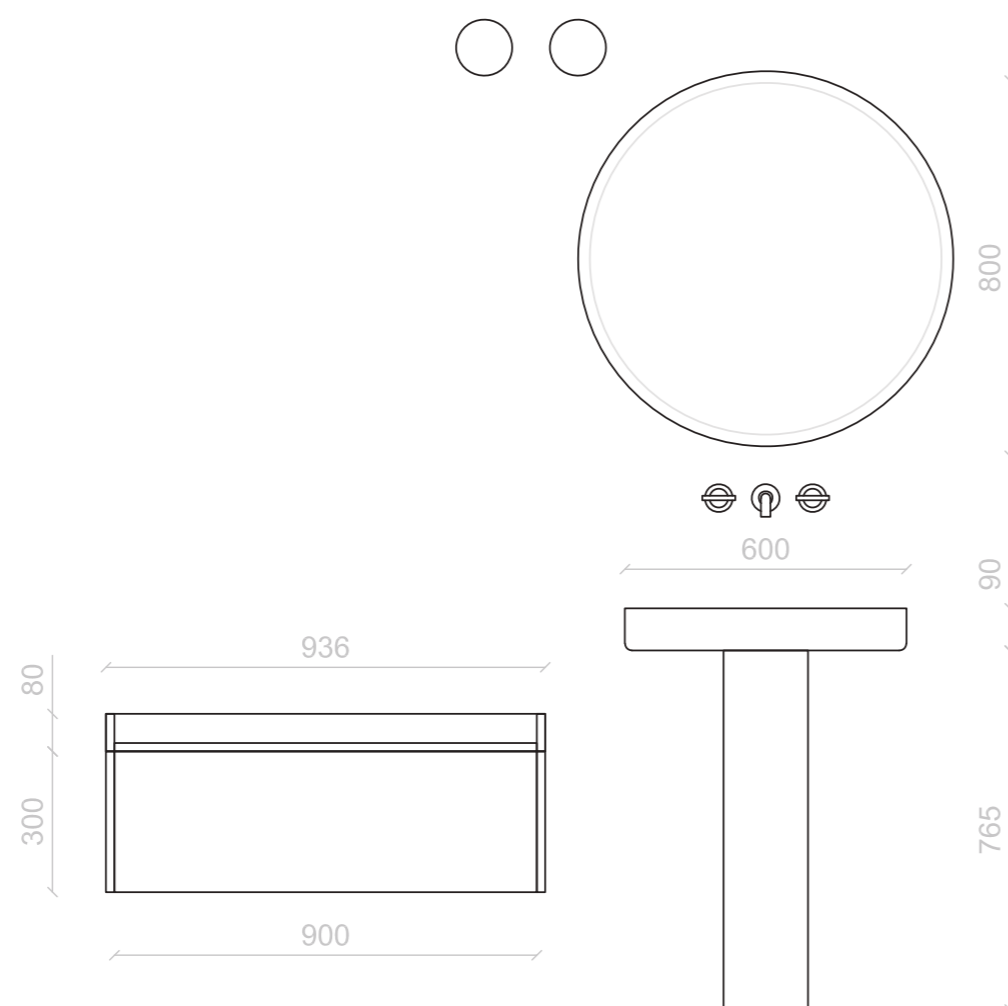
Specchio molato. Lampada Torcia nero opaco, by Roberto Cicchiné design.

Freestanding matt white washbasin, matt white inside basin. Matt celeste unit with matt white side panels.

Matt white tray top. Push-pull opening. Beveled mirror. Matt black lamp, by Roberto Cicchiné design.

Lavabo autoportant en blanc mat, intérieur de la vasque blanc mat. Meuble celeste mat avec panneaux de finition blanc mat.

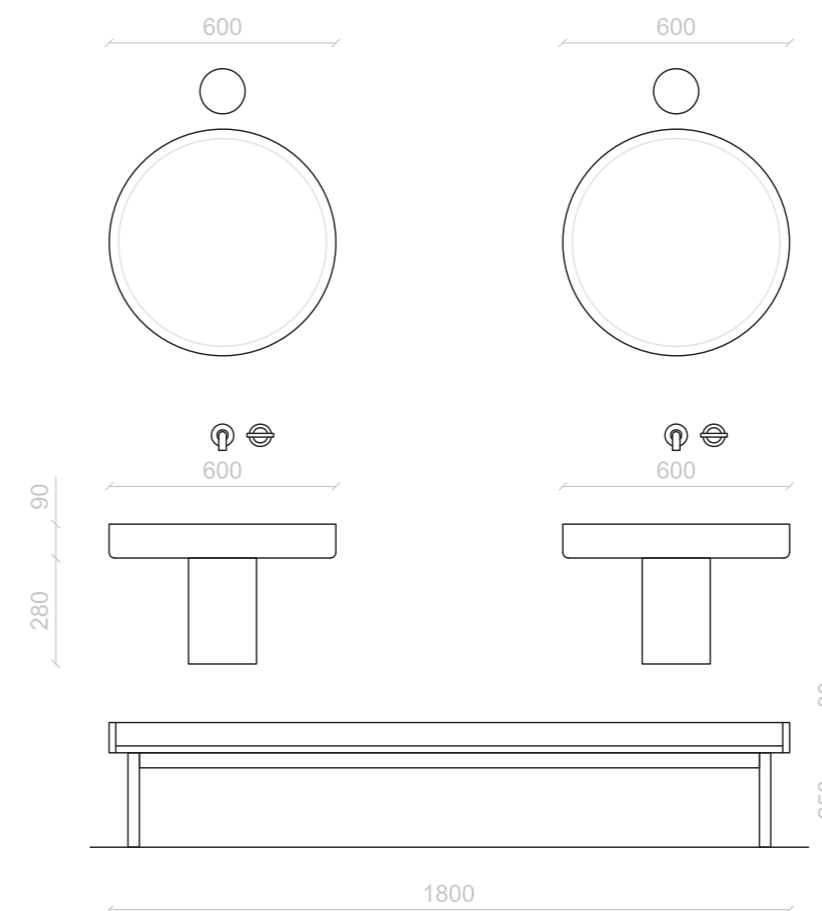
Plan avec plateau blanc mat. Ouverture push-pull. Miroir biseauté. Lampe noir mat, by Roberto Cicchiné design.







déjà vu
97



NUCCI 21

Lavabo sospeso bianco opaco, interno vasca bianco opaco. Specchio molato. Lampada Torcia nero opaco, by Roberto Cicchiné design. Basamento strutturale bianco opaco con top vassoio rovere vaniglia.

Hanging white washbasin, matt white inside basin. Beveled mirror. Matt black lamp, by Roberto Cicchiné design.

Matt white structural base feet with tray top in rovere vaniglia finish.

Lavabo suspendu blanc mat, intérieur de la vasque blanc mat. Miroir biseauté. Lampe noir mat, by Roberto Cicchiné design. Piétement structurel blanc mat et plan avec plateau rovere vaniglia.

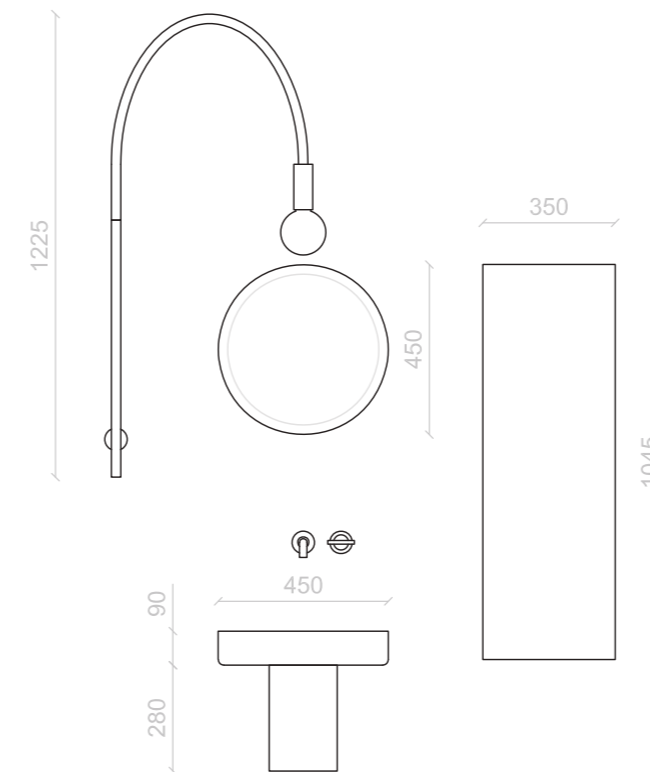


déjà vu
99





déjà vu
101



NUCCI 22

Lavabo sospeso grigio Londra opaco, interno vasca bianco opaco. Specchio retroilluminato.

Lampada Torcia bianca opaca, by Roberto Cicchiné design. Pensile grigio Londra opaco.

Hanging matt grigio Londra washbasin, matt white inside basin. Backlit mirror. Matt white lamp, by Roberto Cicchiné design. Matt grigio Londra wall unit.

Lavabo suspendu grigio Londra mat, intérieur de la vasque blanc mat. Miroir rétro-éclairé. Lampe blanc mat, by Roberto Cicchiné design. Meuble hauts grigio Londra mat.

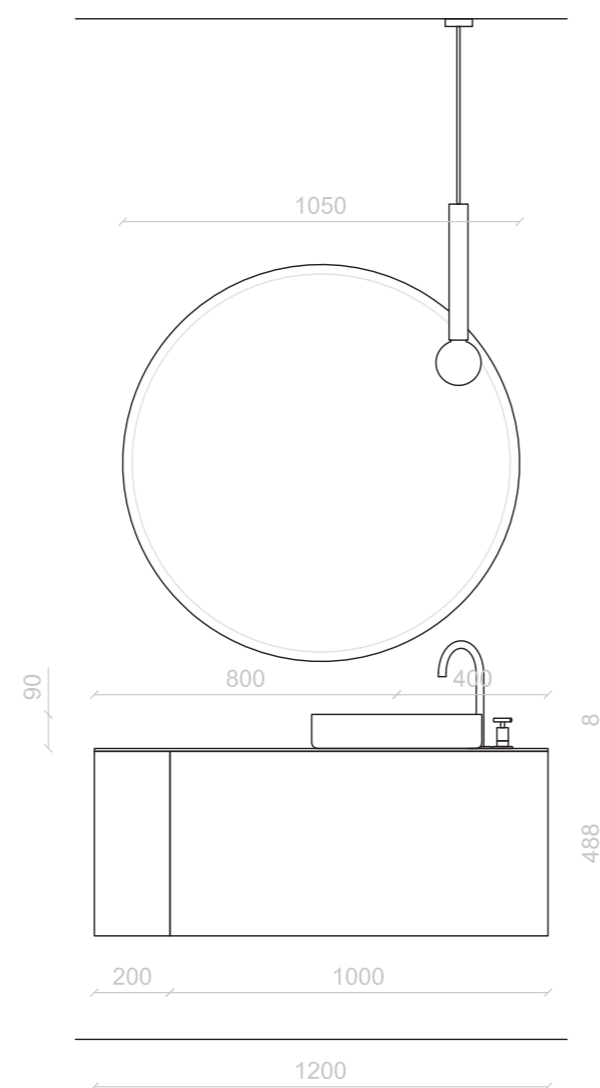


NUCCI 23

Basi rosso mattone opaco (NCS), vano a giorno a 45° piatto nero opaco. Apertura push-pull. Lavabo in appoggio rosso mattone opaco (NCS), interno vasca nero opaco. Specchio molato. Lampada Torcia nero opaco, by Roberto Cicchiné design.

Matt rosso mattone unit (NCS), matt black open unit at 45° flat. Push-pull opening. Matt rosso mattone (NCS) countertop washbasin, matt black inside basin. Beveled mirror. Matt black lamp, by Roberto Cicchiné design.

Meuble rosso mattone mat (NCS), meuble ouvert à 45° plat en noir mat. Ouverture push-pull. Lavabo à poser rosso mattone opaco (NCS), intérieur de la vasque noir mat. Miroir biseauté. Lampe noir mat, by Roberto Cicchiné design.





Ripatransone, Ascoli Piceno, Italia.

Gambe slanciate in legno massello abbinata a lavabi dagli angoli stondati, di forma rotonda oppure, solo nella versione su misura, in appoggio.

La consolle Pier è elegante e contemporanea con struttura in rovere o noce canaletto e nei colori opachi di produzione o ral e ncs.

Slender legs in solid wood paired with rounded corner washbasins, either in a round shape or, in the customized version, in a countertop style.

The console Pier is elegant and contemporary with a structure in oak or walnut wood and available in matte production colors or RAL and NCS colors.

Des jambes fines en bois massif associées à des lavabos aux coins arrondis, de forme ronde ou, dans la version sur mesure, en appui sur le plan de travail. La console Pier est élégante et contemporaine avec une structure en chêne ou en noyer et disponible dans les couleurs de production mates ou les couleurs RAL et NCS.

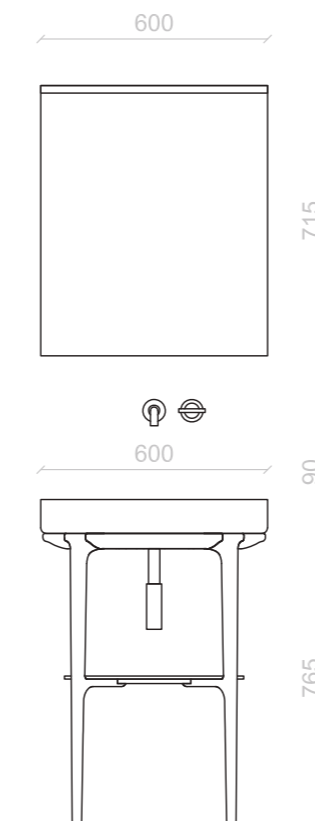


pier
109





pier
111



NUCCI 24

Consolle massello rovere naturale con ripiano in massello rovere naturale. Lavabo in ocritech bianco opaco. Specchio profilo alluminio. Lampada led applique.

Console in solid wood natural oak with shelf in solid natural oak. Matt white ocritech washbasin.

Aluminum profile mirror. Chrome applique led lamp.

Console en chêne naturel massif avec étagère en chêne naturel massif. Lavabo en ocritech blanc mat.

Miroir profile en aluminium. Applique led chromée.



NUCCI 25

Consolle massello noce canaletto con ripiano in massello noce canaletto. Lavabo in ocritech bianco opaco.

Specchio con telaio in resina colorata bianco opaco.

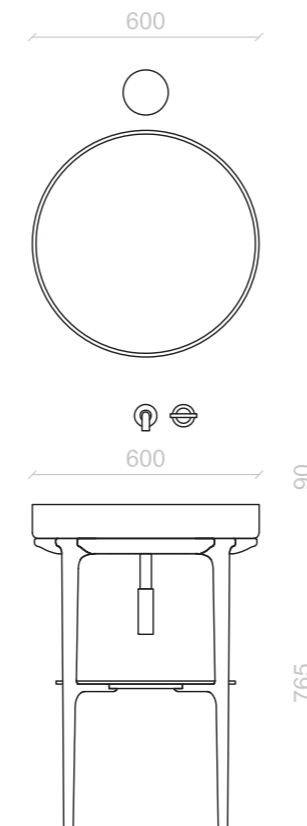
Lampada Torcia bianco opaco, by Roberto Cicchiné design.

Console in solid wood walnut washbasin with shelf in solid walnut washbasin. Matt white ocritech washbasin.

Mirror with matt white colored resin frame.

Console en noyer canaletto massif avec étagère en noyer canaletto massif. Lavabo en ocritech blanc mat.

Miroir avec cadre en résine de couleur blanc mat. Lampe blanc mat, by Roberto Cicchiné design.







NUCCI 26

Consolle massello laccato nero opaco con ripiano in massello laccato nero opaco. Lavabo in ocritech nero opaco. Specchio molato. Lampada Torcia nero opaco, by Roberto Cicchiné design.

Matt black lacquered solid console with matt black lacquered solid wood shelf. Matt black ocritech washbasin. Beveled mirror. Matt black lamp, by Roberto Cicchiné design.

Matt black lacquered solid console with matt black lacquered solid wood shelf. Lavabo en ocritech noir mat. Miroir biseauté. Lampe noir mat, by Roberto Cicchiné design.



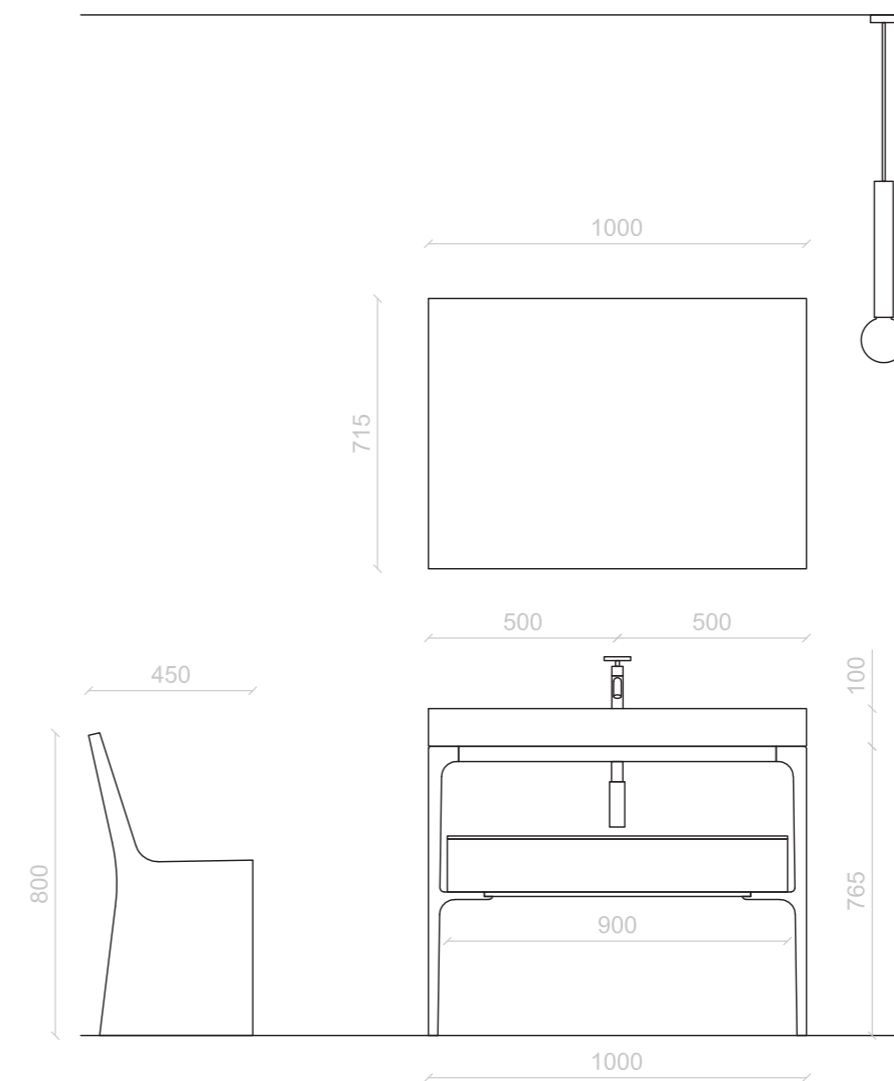
pier
121



pier
122



pier
123



NUCCI 27

Consolle massello rovere naturale con cassetto in massello rovere naturale. Apertura push-pull. Lavabo in appoggio ocritech bianco opaco. Specchio retroilluminato. Lampada Torcia nero opaco, by Roberto Cicchiné design.

Console in solid wood natural oak with drawer in solid natural oak. Push-pull opening. Matt white ocritech countertop washbasins. Backlit mirror. Matt black lamp, by Roberto Cicchiné design.

Console en chêne naturel massif avec tiroir en chêne naturel massif. Ouverture push-pull. Vasques à poser en ocritech blanc mat. Miroir rétro-éclairé. Lampe noir mat, by Roberto Cicchiné design.

pier
124

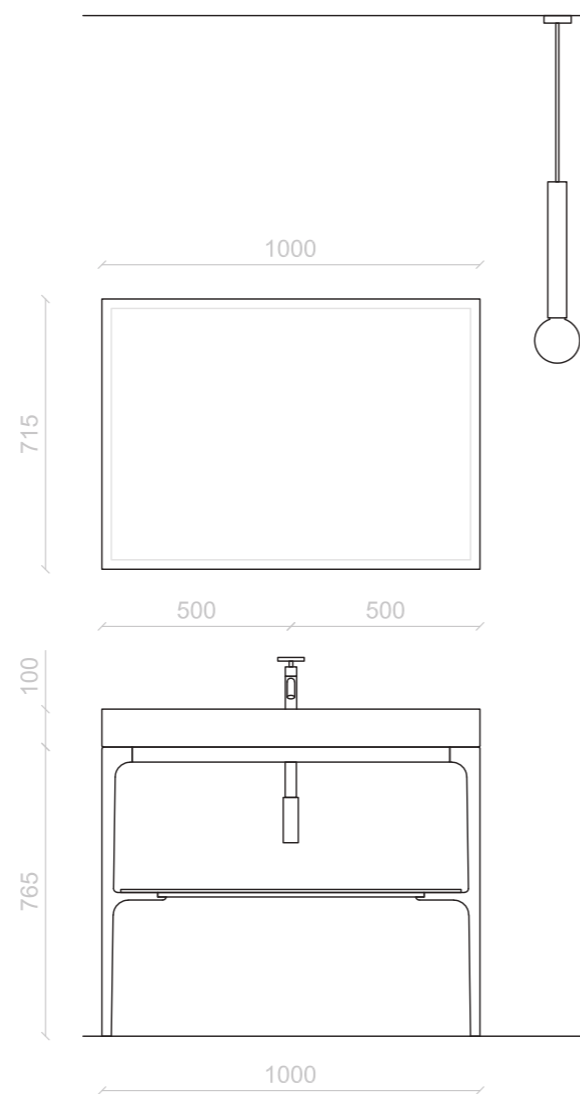


NUCCI 28

Consolle massello noce canaletto con ripiano in massello noce canaletto. Lavabo in appoggio ocritech bianco opaco. Specchio molato. Lampada Torcia nero opaco, by Roberto Cicchiné design.

Console in solid wood walnut washbasin with shelf in solid walnut washbasin. Matt white ocritech countertop washbasins. Beveled mirror. Matt black lamp, by Roberto Cicchiné design.

Console en noyer canaletto massif avec étagère en noyer canaletto massif. Vasques à poser en ocritech blanc mat. Miroir biseauté. Lampe noir mat, by Roberto Cicchiné design.



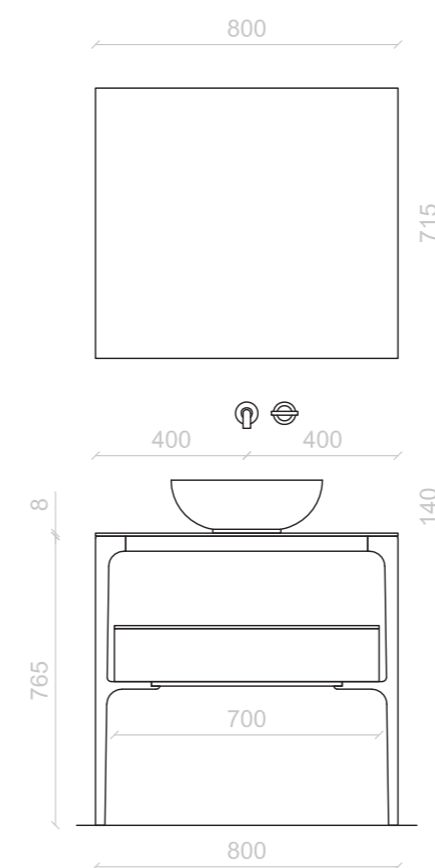
pier
128



pier
130



pier
131



NUCCI 29

Consolle massello laccata nero opaco con cassetto nero opaco. Apertura push-pull. Lavabo mineral in appoggio verde comodo opaco. Copri piletta di scarico click-clack colore verde comodo. Specchio retroilluminato.

Matt black lacquered solid console with matt black drawer. Push-pull opening. Matt verde comodo mineral washbasin. Matt verde comodo click-clack drain cover. Backlit mirror.

Console solide laqué noir mat avec tiroir noir mat. Ouverture push-pull. Lavabo à poser en mineral verde comodo mat. Cache bonde clic-clac verde comodo mat. Miroir rétro-éclairé.



Contrada S. Rustico, Ripatransone, Ascoli Piceno, Italia.

Il tratto distintivo della collezione è il basamento decorativo in massello disponibile nelle finiture rovere naturale, noce canaletto e in tutti i colori RAL, NCS o di produzione.

Grazie alla linearità delle sue forme, può essere coordinato in armonia con arredi dal gusto contemporaneo o abbinato ad ambienti in stile classico, per valorizzare un gioco di contrappunti estetici.

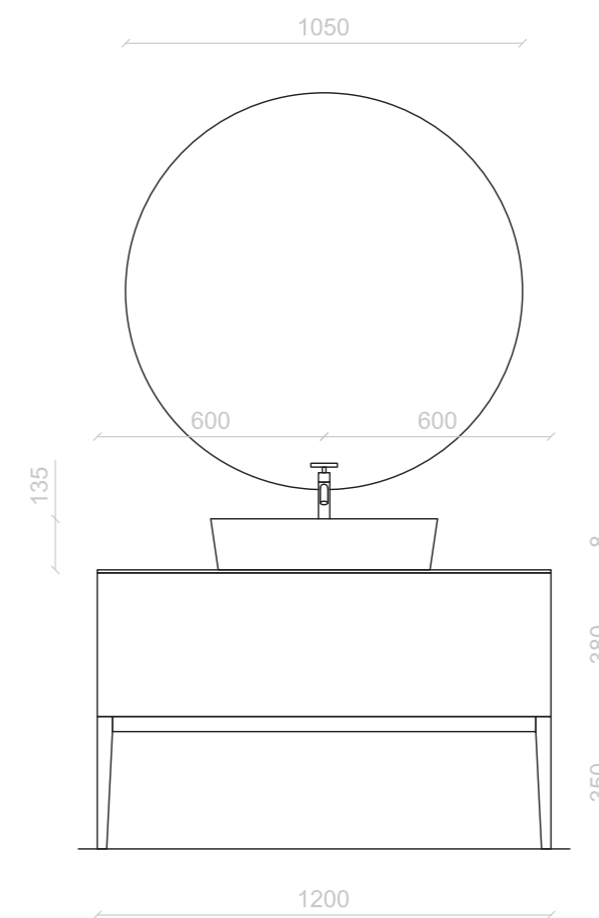
The hallmark of the collection is the decorative base in solid wood, available in natural oak, canaletto walnut, and in all RAL, NCS, or custom colors. Thanks to the linearity of its shapes, it can be coordinated in harmony with contemporary furnishings or combined with classic-style environments to enhance a play of aesthetic contrasts.

Le trait distinctif de la collection est la base décorative en bois massif, disponible dans les finitions chêne naturel, noyer canaletto et dans toutes les couleurs RAL, NCS ou de production. Grâce à la linéarité de ses formes, il peut être coordonné harmonieusement avec des meubles contemporains ou combiné avec des environnements de style classique pour valoriser un jeu de contrastes esthétiques.





basamento dritto
137



NUCCI 30

Base bianco opaco. Basamento massello noce canaletto. Apertura push-pull.
Lavabi in appoggio mineral bianco opaco. Specchio retroilluminato.

Matt white unit. Solid Canaletto walnut base. Push-pull opening. Matt white mineral countertop washbasins. Backlit mirror.

Meuble blanc mat. Piètement en noyer Canaletto massif. Ouverture push-pull.
Vasques à poser en mineral blanc mat. Miroir rétro-éclairé.



basamento dritto
139

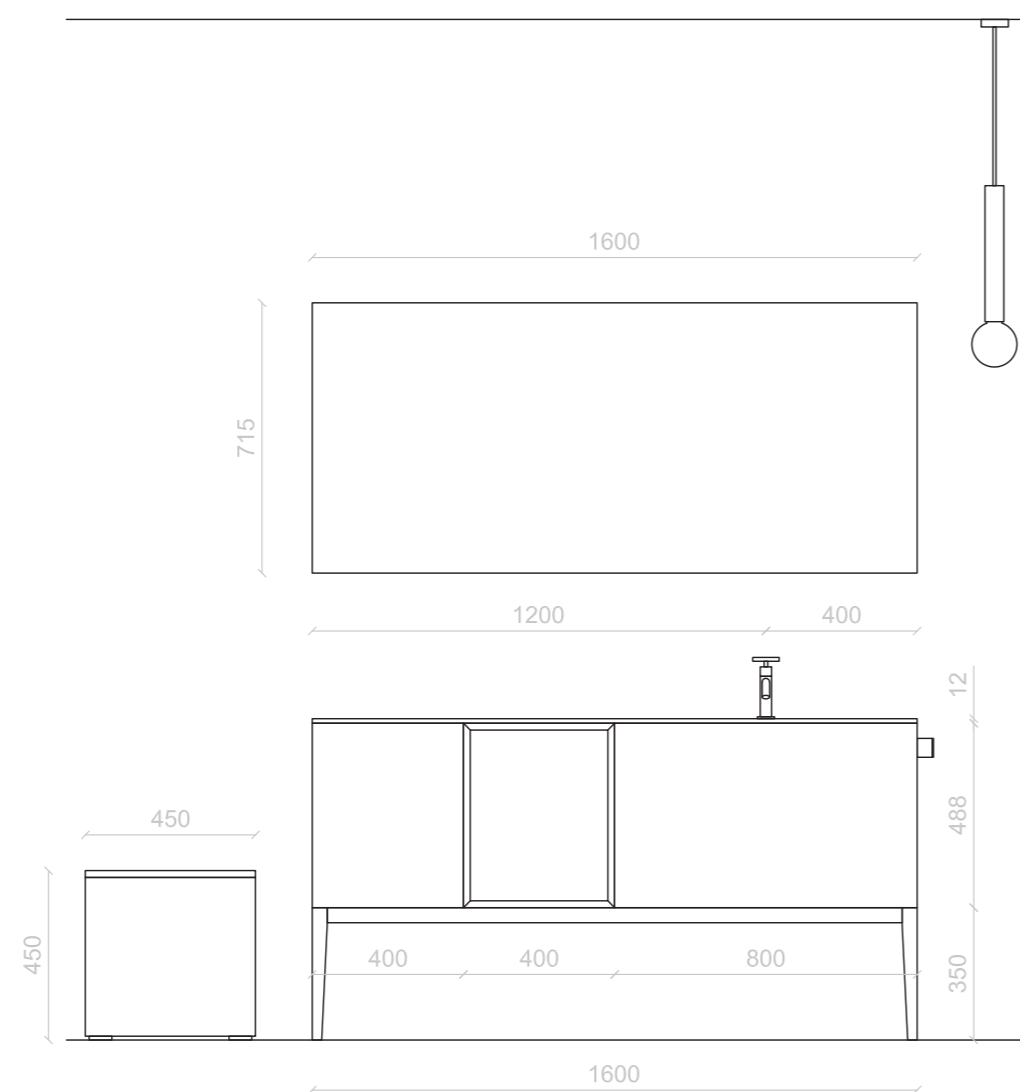


NUCCI 31

Basi bianco opaco, verde salvia (NCS) opaco. Apertura push-pull.
Basamento massello rovere naturale.
Specchio profilo alluminio. Lampada Torcia nero opaco, by Roberto Cicchiné design. Sgabello cubo verde salvia (NCS) opaco.

Matt white, verde salvia (NCS) units. Pushpull opening. Solid oak base. Aluminum profile mirror. Matt black lamp, by Roberto Cicchiné design. Matt verde salvia (NCS) stool.

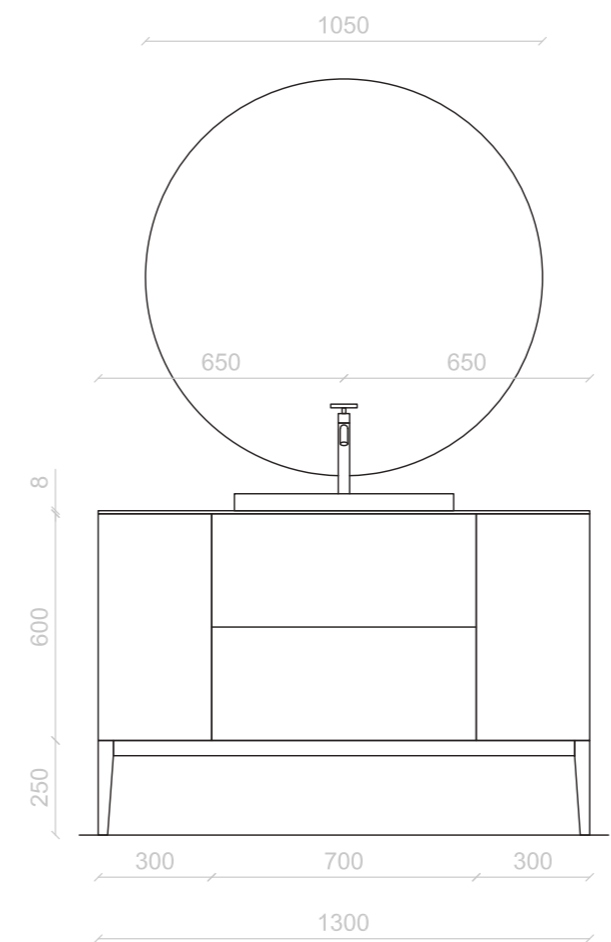
Meubles blanc mat et verde salvia (NCS) mat. Piètement en chêne naturel massif. Ouverture push-pull. Miroir profile en aluminium. Lampe noir mat, by Roberto Cicchiné design. Tabouret verde salvia (NCS) mat.





basamento dritto
143





NUCCI 32

Basi verde comodoro opaco. Apertura push-pull. Basamento massello verde comodoro opaco. Lavabo semi-incasso mineral verde comodoro opaco. Specchio retroilluminato. Copri piletta di scarico click-clack colore verde comodoro.

Matt verde comodoro units. Push-pull opening. Matt solid wood verde comodoro base. Matt verde comodoro mineral semi-recessed washbasins. Backlit mirror. Matt verde comodoro click-clack drain cover.

Meubles verde comodoro mat. Piètement massif verde comodoro mat. Ouverture push-pull. Vasque semi-encastré en mineral verde comodoro mat. Miroir rétro-éclairé. Cache bonde clic-clac verde comodoro mat.



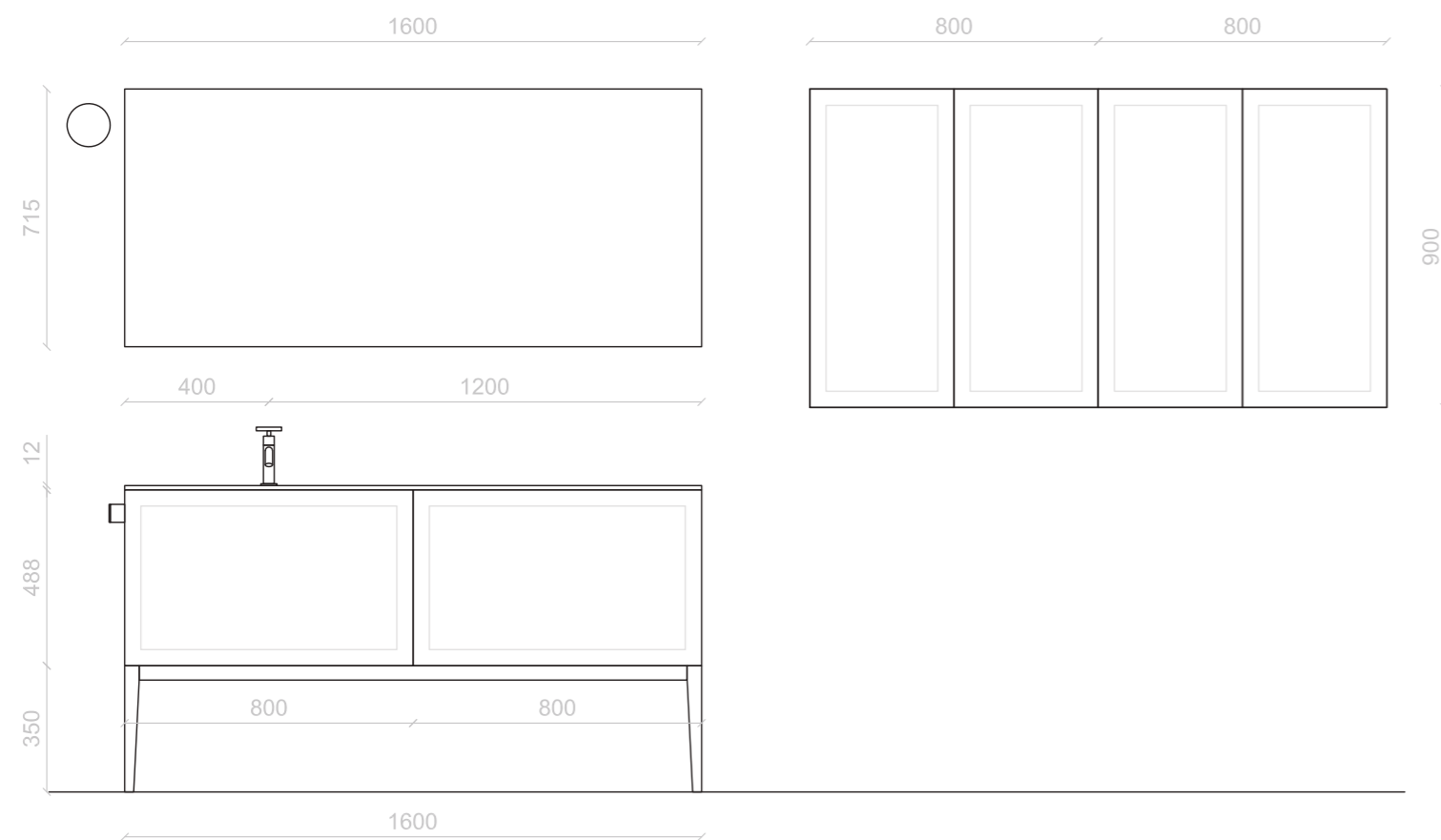
NUCCI 33


Basi mandorla (NCS) opaco. Apertura push-pull. Basamento massello grigio Londra opaco.

Top paint surface mandorla (NCS) opaco; P. 52,0 cm. Specchio profilo alluminio. Lampada Torcia bianca opaca, by Roberto Cicchiné design. Pensili mandorla (NCS) opaco.

Matt mandorla (NCS) units. Push-pull opening. Matt solid grigio Londra base. Matt mandorla (NCS) top paint surface; D. 52.0cm. Aluminum profile mirror. Matt white lamp, by Roberto Cicchiné design. Matt mandorla (NCS) wall units.

Meubles mandorla (NCS) mat. Ouverture push-pull. Piètement massif grigio Londra mat. Plan en surface de couleur mandorla (NCS) mat; P. 52,0 cm. Miroir profile en aluminium. Lampe blanc mat, by Roberto Cicchiné design. Meubles hauts mandorla (NCS) mat.





Belvedere, Ripatransone, Ascoli Piceno, Italia.

Funzionalità ed estetica si conciliano in geometrie semplici e volumi pieni che vengono combinati e sovrapposti, dando vita a una collezione dal design lineare, il cui tratto distintivo è il piede decorativo cilindrico in massello disponibile nelle finiture rovere naturale o noce canaletto e in tutti i colori di produzione, RAL e NCS.

Functional and aesthetic are reconciled in simple geometries and solid volumes that are combined and overlaid, giving life to a collection with a linear design, whose distinctive feature is the solid decorative cylindrical foot available in natural oak or canaletto walnut finishes and in all production, RAL, and NCS colors.

Fonctionnalité et esthétique sont conciliées dans des géométries simples et des volumes solides qui sont combinés et superposés, donnant vie à une collection au design linéaire, dont la caractéristique distinctive est le pied cylindrique décoratif en bois massif disponible dans des finitions en chêne naturel ou noyer canaletto et dans toutes les couleurs de production, RAL et NCS.

cilindro
152



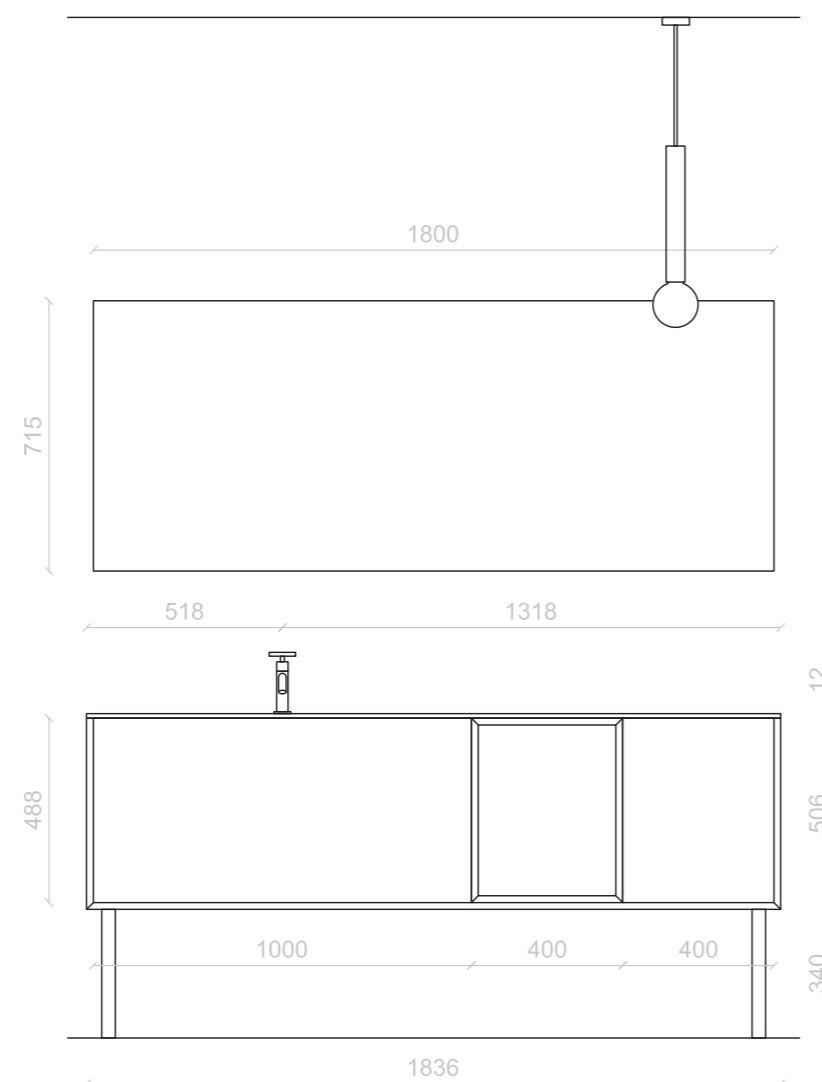
NUCCI 34

Cornice 3 lati nero opaco, basi rovere newport, vano a giorno a 45° piatto nero opaco. Apertura push-pull.

Piedi decorativi nero opaco. Top paint surface nero opaco; P. 52,0 cm. Specchio profilo nero. Copri piletta di scarico click-clack colore nero.

3 sides matt black frame, rovere newport units, matt black open unit at 45° flat. Matt black decorative feet. Push-pull opening. Matt black top paint surface; D. 52.0cm. Black profile mirror. Matt black click-clack drain cover.

Cadre sur 3 côtés noir mat, meuble ouvert à 45° plat en noir mat. Pieds décoratifs noir mat. Ouverture push-pull. Miroir profil noir. Plan en surface de couleur noir mat; P. 52,0 cm. Cache bonde clic-clac noir mat.

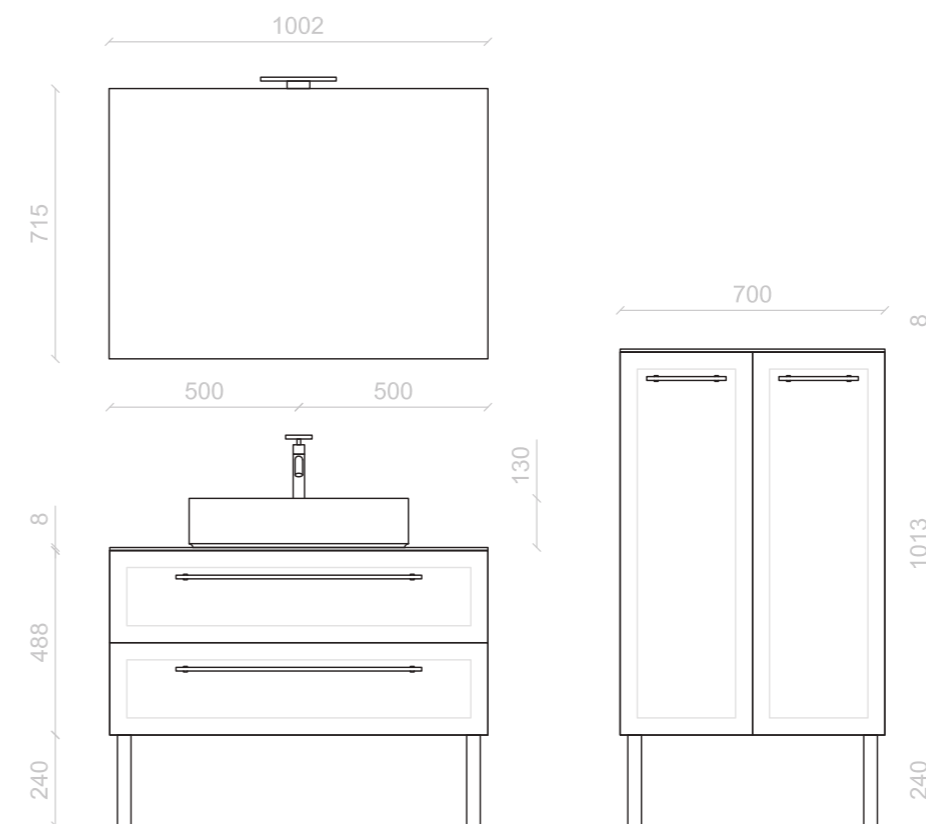


cilindro
156



cilindro
157





NUCCI 35

Basi frontale Classico grigio Londra opaco. Maniglie godronate nero opaco. Piedi decorativi grigio Londra opaco. Lavabo appoggio mineral grigio Londra opaco. Specchio profilo nero Lampada led applique. Copri piletta di scarico click-clack colore grigio Londra. Mezza colonna grigio Londra opaco con maniglie godronate nero opaco.

Classico matt grigio Londra units. Matt black knurled handles. Matt grigio Londra decorative feet. Matt grigio Londra mineral washbasin. Black profile mirror. Chrome applique led lamp. Matt grigio Londra click-clack drain cover. Matt grigio Londra half column with matt black knurled handles.

Meuble Classico grigio Londra mat. Poignées moletées noir mat. Pieds décoratifs grigio Londra mat. Lavabo à poser en mineral grigio Londra mat. Miroir profile noir. Applique led chromée. Cache bonde clic-clac grigio Londra mat. Mi-colonne grigio Londra mat avec poignées moletées noir mat.



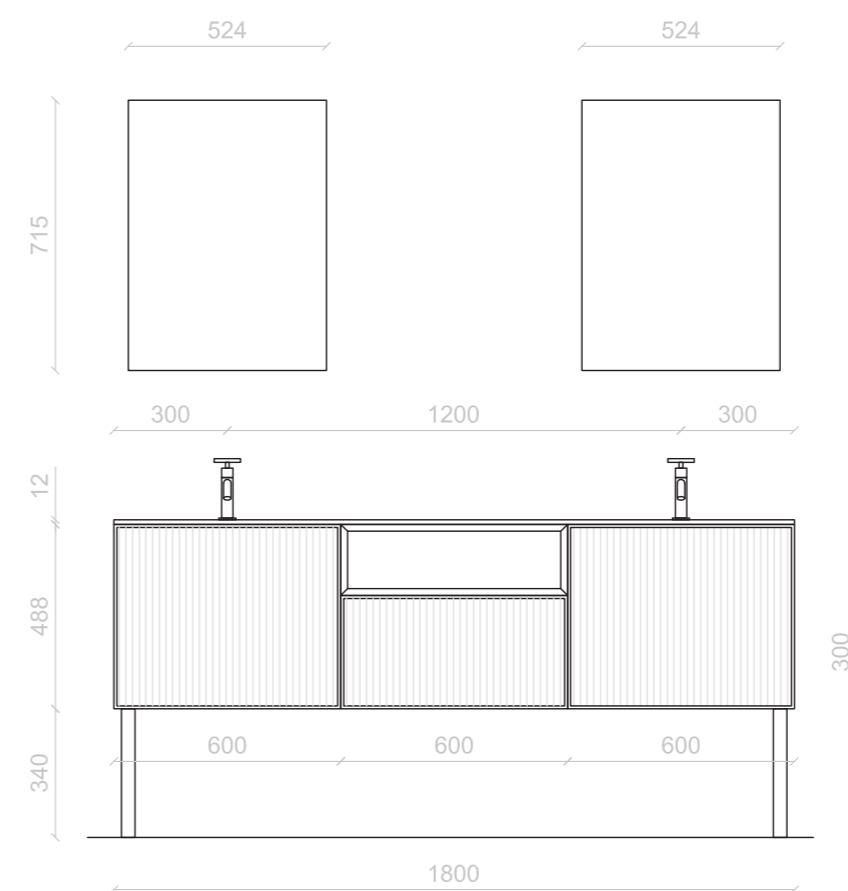
cilindro
161



cilindro
162



cilindro
163



NUCCI 36

Basi avorio, telaio Quadro nero opaco con pannello vetro cannettato avorio opaco. Vano a giorno a 45° piatto massello noce canaletto. Piedi decorativi massello noce canaletto.

Top paint surface avorio opaco; P. 52,0 cm. Specchio profilo led. Copri piletta di scarico click-clack colore avorio opaco.

Matt avorio and black frame base units of the collection Quadro alluminio with matt avorio ribbed glass panel.

Open compartment at 45° flat solid wood Canaletto walnut. Decorative feet in solid Canaletto walnut.

Matt avorio top paint surface; D. 52.0cm. Led profile mirror. Matt avorio click-clack drain cover.

Meubles avorio mat et cadre noir avec panneau en verre nervuré avorio mat.

Compartment ouvert à 45° en noyer Canaletto massif plat. Pieds décoratifs en noyer Canaletto massif.

Plan en surface de couleur avorio mat; P. 52,0 cm. Miroir profile led. Cache bonde clicclac avorio mat.



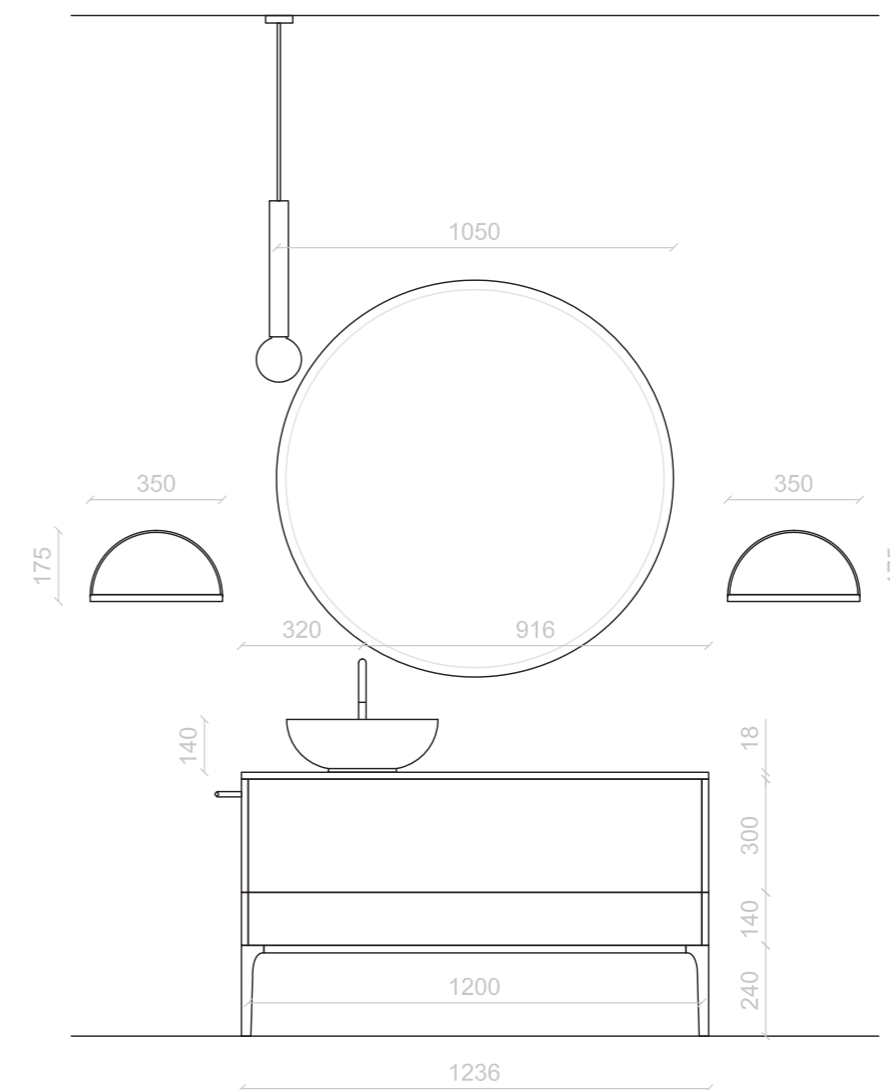
Torrente Menocchia, Ripatransone, Ascoli Piceno, Italia.

Una raccolta delle proposte Mobilduene che comprende alcune delle soluzioni progettuali sartoriali, per colore e composizione, più rappresentative e più apprezzate del marchio.

A collection of Mobilduene proposals that includes some of the most representative and appreciated bespoke design solutions, for color and composition.

Une collection de propositions Mobilduene comprenant certaines des solutions les plus représentatives et les plus appréciées en termes de couleur et de composition.





NUCCI 37

Basi rosso mattone (NCS), verde cobalto opaco. Basamento stondato verde cobalto opaco. Apertura push-pull.
Lavabo appoggio mineral rosso mattone (NCS) opaco. Specchio molato. Lampada Torcia nero opaco, by Roberto Cicchiné design. Mensole con specchio rosso mattone (NCS) e verde cobalto opaco.

Matt rosso mattone (NCS) and verde cobalto. Rounded base matt verde cobalto. Push-pull opening.

Matt rosso mat (NCS) mineral countertop washbasin. Beveled mirror. Matt black lamp, by Roberto Cicchiné design. Shelves with glass matt rosso mattone (NCS) and verde cobalto.

Meubles rosso mattone (NCS), verde comodoro mat. Piètement massif verde cobalto mat. Ouverture push-pull.

Vasque à poser en mineral rosso mattone (NCS) mat. Miroir biseauté. Lampe noir mat, by Roberto Cicchiné design.

Étagères avec miroir rosso mattone (NCS) et verde cobalto mat.



mobilduene
171

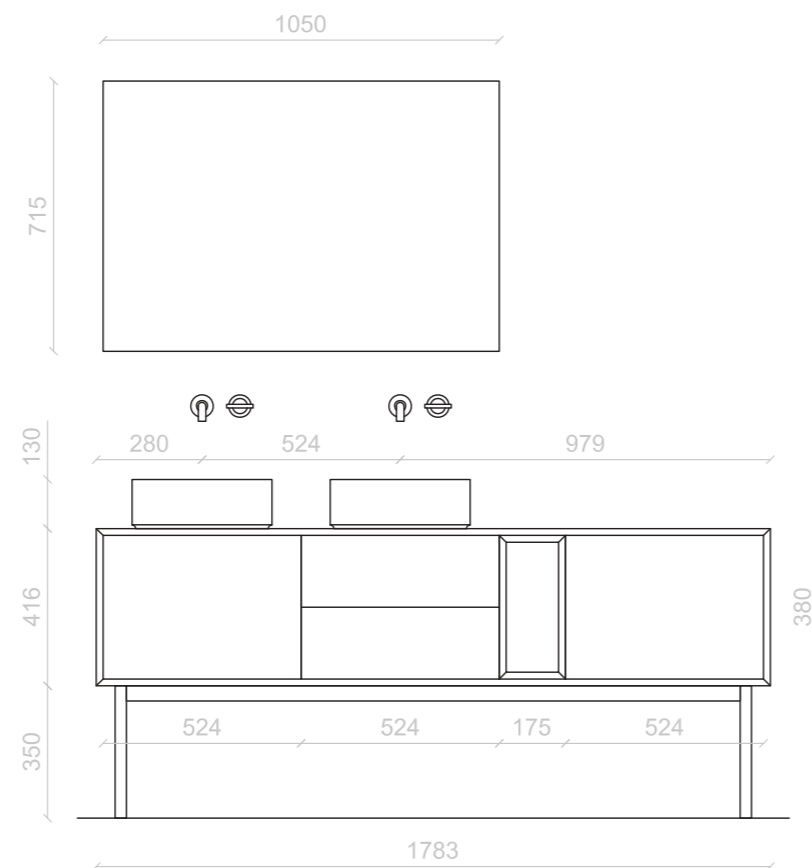


NUCCI 38

Cornice 4 lati a 45° piatto mandorla (NCS) opaco. Basi mandorla (NCS) opaco, vano a giorno a 45° piatto nero opaco. Basamento strutturale metallo nero opaco. Apertura push-pull. Lavabi appoggio mineral nero opaco. Specchio retroilluminato.

4 sides matt mandorla (NCS) frame at 45° flat. Matt mandorla (NCS) units, matt black open unit at 45° flat. Structural metal matt black base. Push-pull opening. Matt black mineral countertop washbasins. Backlit mirror.

Cadre sur 4 côtés à 45° plat laqué mandorla (NCS) mat. Meubles mandorla (NCS) mat, meuble ouvert à 45° plat en noir mat. Piètement structural en metal noir mat. Ouverture push-pull. Vasque à poser en mineral noir mat. Miroir rétro-éclairé.





mobilduene
175

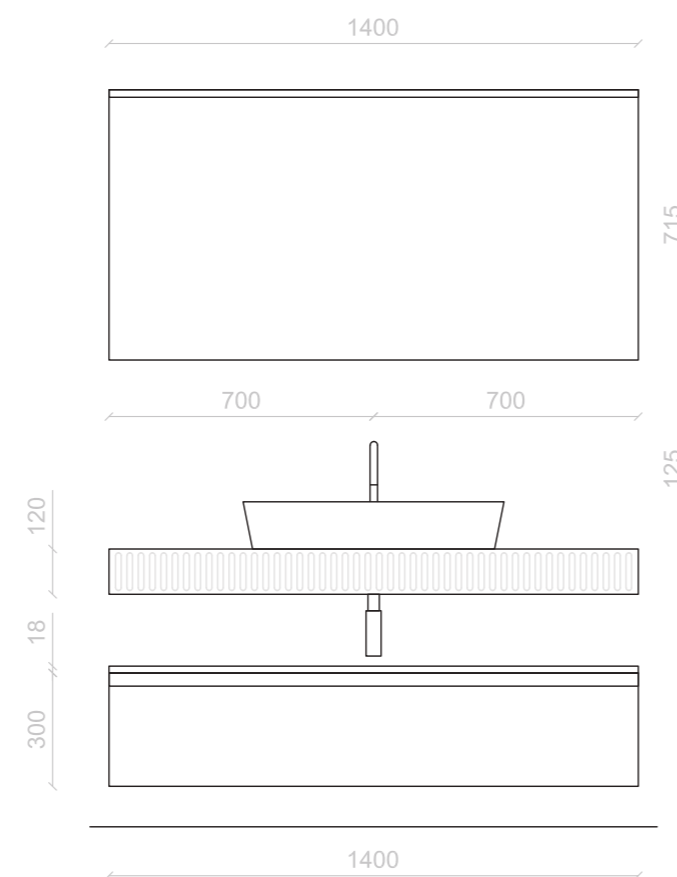


NUCCI 39

Base rosa antico (NCS) opaco. Apertura gola J. Top scatolato in massello noce canaletto con lavorazione linee verticali continue arrotondate "fregio A". Lavabo appoggio mineral rosa antico (NCS) opaco. Specchio profilo alluminio. Lampada led applique. Copri piletta di scarico click-clack colore rosa antico (NCS). Vasca da bagno in materiale acrilico opaco.

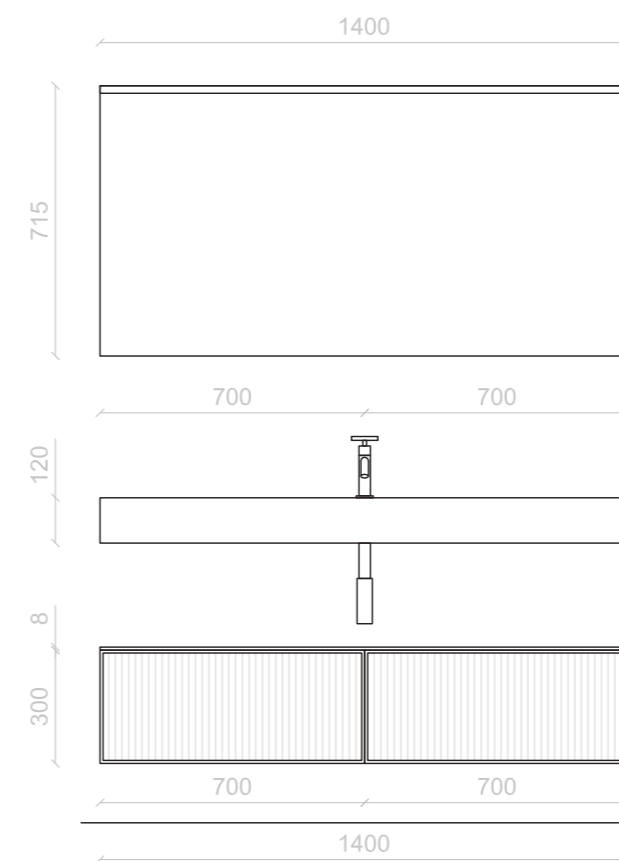
Matt rosa antico (NCS) unit. J-shaped groove. Boxed top in solid wood Canaletto walnut with rounded continuous vertical lines "fregio A". Matt rosa antico (NCS) mineral countertop washbasin. Aluminum profile mirror. Chrome applique led lamp. Matt rosa antico (NCS) click-clack drain cover. Matt acrylic bathtub.

Meuble rosa antico (NCS) mat. Ouverture gorge J incliné. Plan épais en noyer Canaletto massif avec lignes verticales continues arrondies "fregio A". Vasque à poser en mineral rosa antico (NCS) mat. Miroir profilé en aluminium. Applique led chromée. Cache bonde clic-clac rosa antico (NCS) mat. Baignoire en acrylique mat.



mobilduene
178





NUCCI 40

Basi telaio Quadro bianco opaco con pannello vetro cannettato bianco opaco. P. 46,0 cm

Top scatolato in ocritech "Universale" bianco opaco e piano d'appoggio. Specchio profilo alluminio. Lampada led applique.

Vasca da bagno in materiale acrilico opaco.

Matt white frame base units of the collection Quadro alluminio with matt white ribbed glass panel.

"Universale" boxed top in ocritech and support shelf. D.46.0 cm

Aluminum profile mirror. Chrome applique led lamp. Matt acrylic bathtub.

Meubles avec cadre blanc mat avec panneau en verre nervuré blanc mat.

Plan épais "Universale" en ocritech avec plateau de table. P. 46.0 cm

Miroir profile en aluminium. Applique led chromée. Baignoire en acrylique mat.



NUCCI 41

Basi telaio Quadro verde foglia (NCS) opaco con pannello vetro cannettato verde foglia (NCS) opaco.

Top paint surface verde foglia (NCS) opaco; P. 52,0 cm.

Lampada led applique. Copri piletta di scarico click-clack colore verde foglia (NCS). Specchio profilo alluminio. Lampada led applique. Pensile telaio Quadro verde foglia (NCS) opaco con pannello vetro cannettato verde foglia (NCS) opaco.

Matt verde foglia (NCS) frame base units of the collection Quadro alluminio with matt verde foglia (NCS) ribbed glass panel.

Matt verde foglia (NCS) top paint surface; D. 52.0cm.

Chrome applique led lamp. Matt verde foglia (NCS) click-clack drain cover.

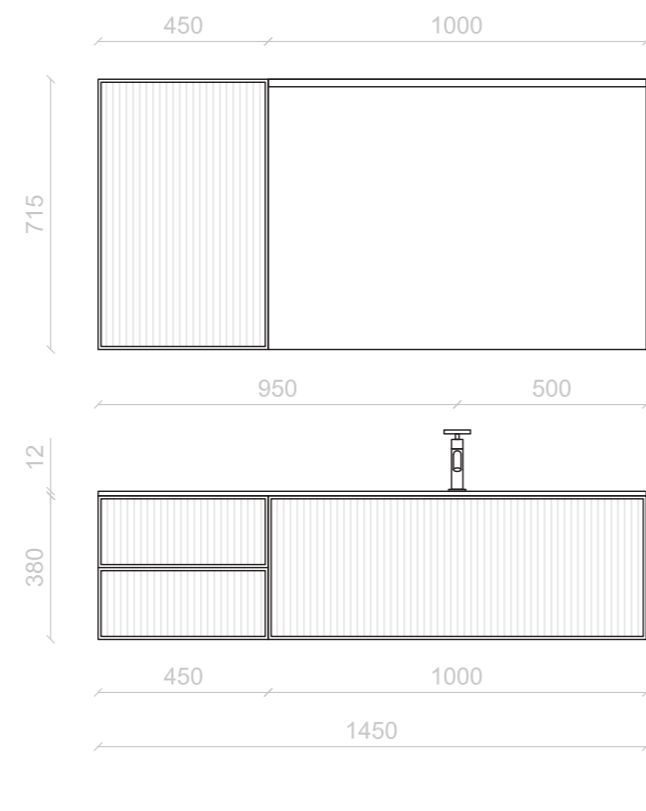
Aluminum profile mirror. Chrome applique led lamp. Matt verde foglia (NCS) Quadro frame wall units with matt verde foglia (NCS) ribbed glass panel.


Meubles avec cadre verde foglia (NCS) mat avec panneau en verre nervuré verde foglia (NCS) mat.

Plan en surface de couleur verde foglia (NCS) mat; P. 52,0 cm.

Applique led chromée. Cache bonde clic-clac verde fooglia (NCS) mat. Miroir profile en aluminium. Applique led chromée.

Meuble haut avec cadre verde foglia (NCS) mat avec panneau en verre nervuré verde foglia (NCS) mat.







NUCCI 42

Basi telaio Quadro rosa antico opaco con pannello fresato "fregio A" rosa antico (NCS) opaco.

Top paint surface rosa antico (NCS) opaco; P. 52,0 cm. Specchio profilo alluminio rosa antico (NCS) opaco.

Lampada led a parete. Copri piletta di scarico click-clack colore rosa antico (NCS).

Vasca da bagno in materiale acrilico opaco.

Matt rosa antico (NCS) frame base units of the collection Quadro alluminio with rounded continuous vertical lines "fregio A" matt rosa antico (NCS) panel.

Matt rosa antico (NCS) top paint surface; D. 52.0cm.

Rosa antico (NCS) aluminum profile mirror. Wall led lamp. Matt rosa antico (NCS) click-clack drain cover.

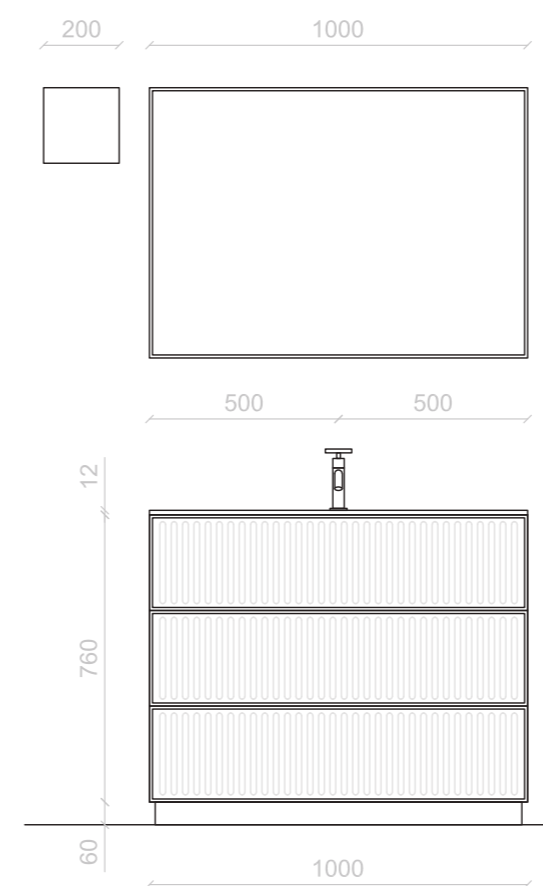
Matt acrylic bathtub.

Meubles avec cadre rosa antico (NCS) mat avec panneau avec lignes verticales continues arrondies "fregio A" rosa antico (NCS) mat.

Plan en surface de couleur rosa antico (NCS) mat; P. 52,0 cm. Miroir profile en aluminium rosa antico (NCS).

Lampe à led murale. Cache bonde clic-clac rosa antico (NCS) mat.

Baignoire en acrylique mat.





NUCCI 43

Base massello rovere naturale con fascia nero opaco. Apertura gola tratto. Lavabo appoggio mineral nero opaco. Specchio con angoli stondati.

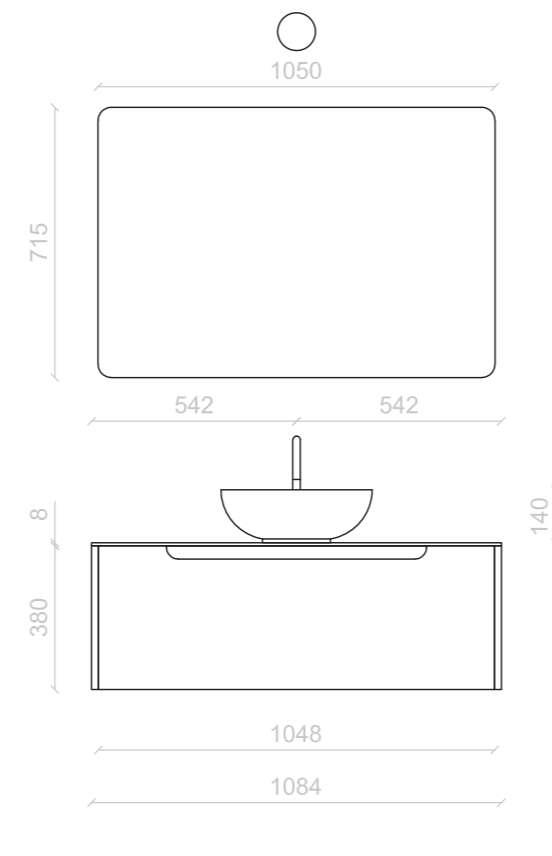
Lampada Torcia nero opaco, by Roberto Cicchiné design.

Solid wood natural oak unit, matt black band. "Tratto" black slot opening. Matt black mineral countertop washbasin. Rounded corners mirror.

Matt black lamp, by Roberto Cicchiné design.

Meuble en chêne naturel massif, bande noire mate. Ouverture gola "Tratto". Vasque à poser en minera noir mat. Miroir coins arrondis.

Lampe noir mat, by Roberto Cicchiné design.





mobilduene
195

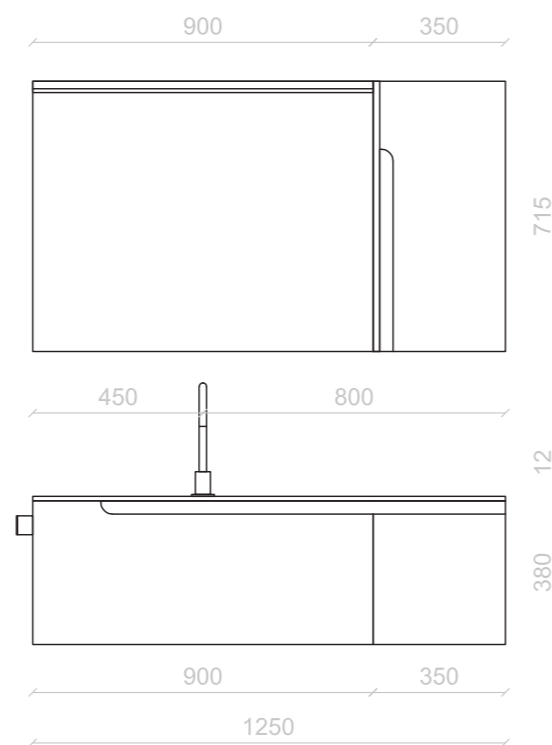


NUCCI 44

Basi rosso mattone (NCS) opaco, fascia gola nero opaco. Apertura gola tratto.
Top paint surface rosso mattone (NCS) opaco; P. 52,0 cm.
Specchio profilo alluminio. Lampada led applique. Copri piletta di scarico clickclack colore rosso mattone (NCS).
Pensile rosso mattone (NCS) opaco.
Portasalviette nero opaco.
Vasca da bagno in materiale acrilico opaco.

Matt rosso mattone (NCS) units, matt black band. "Tratto" slot opening. Matt rosso mattone (NCS) top paint surface; D. 52.0cm. Aluminum profile mirror. Chrome applique led lamp. Matt rosso mattone (NCS) clickclack drain cover.
Matt rosso mattone (NCS) wall unit Matt acrylic bathtub. Matt black towel holder.
Matt acrylic bathtub.

Meuble rosso mattone (NCS) mat, bande noire mate. Ouverture gola "Tratto".
Plan en surface de couleur rosso mattone (NCS) mat; P. 52,0 cm.
Miroir profile en aluminium. Applique led chromée. Cache bonde clic-clac rosso mattone (NCS) mat.
Meuble haut rosso mattone (NCS).
Porteserviettes noir mat.
Baignoire en acrylique mat.



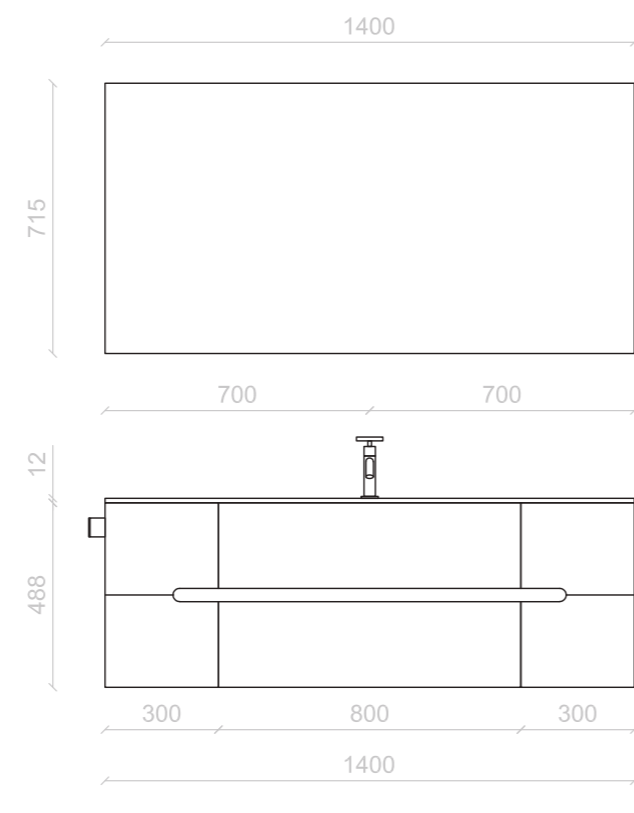


NUCCI 45

Basi verde foglia (NCS) opaco, fascia gola verde foglia (NCS) opaco. Top paint surface verde foglia (NCS) opaco; P. 52,0 cm.
Specchio retroilluminato. Copri piletta di scarico click-clack colore verde foglia (NCS).

Matt verde foglia (NCS) units, matt verde foglia (NCS) band. Matt verde foglia (NCS) top paint surface; D. 52.0cm.
Matt verde foglia (NCS) click-clack drain cover. Backlit mirror.

Meuble verde foglia (NCS) mat, bande noire mate. Plan en surface de couleur verde foglia (NCS) mat; P. 52,0 cm.
Cache bonde clic-clac verde foglia (NCS) mat. Miroir rétro-éclairé.



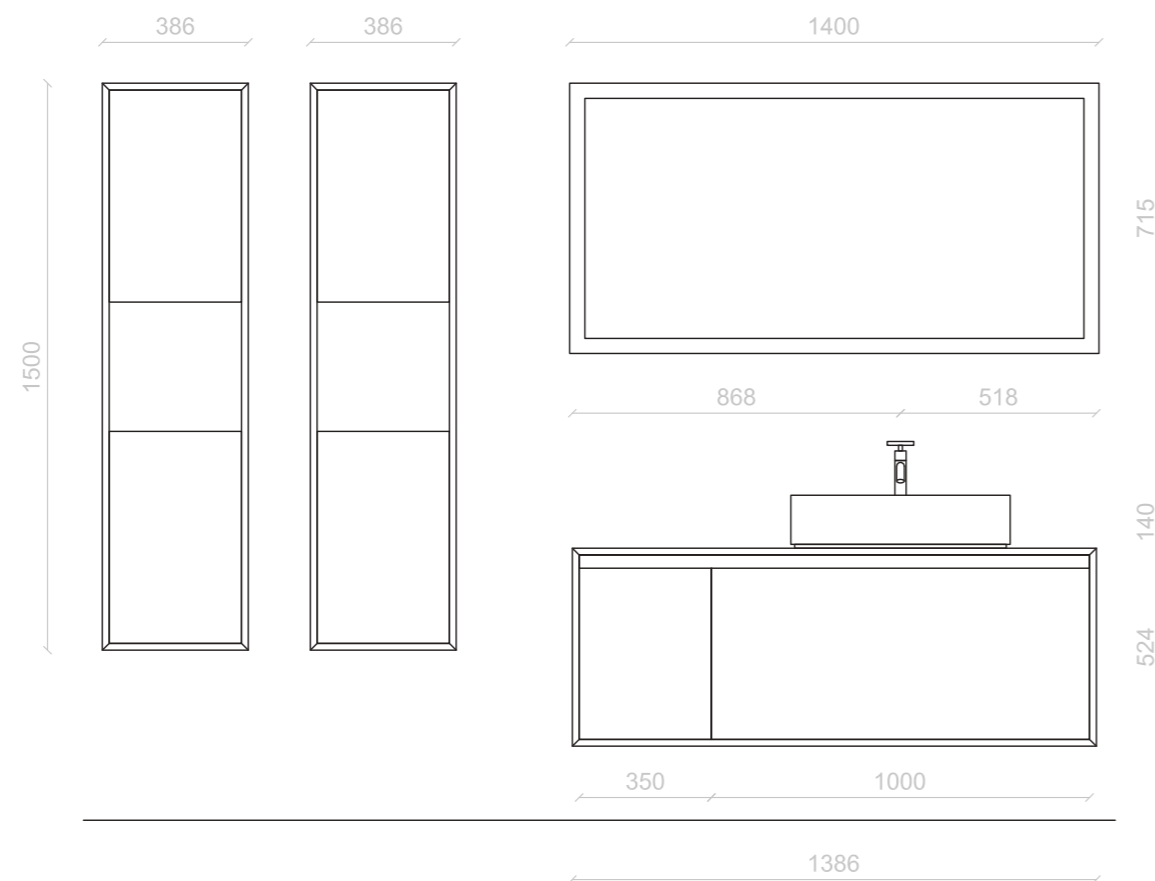


NUCCI 46

Cornice 4 lati a 45° piatto nero opaco. Basi beige luxor opaco. Lavabo appoggio mineral nero opaco. Specchio profilo led. Lampada Torcia nero opaco, by Roberto Cicchiné design. Copri piletta a scarico continuo colore nero. Vasca da bagno in materiale acrilico opaco.

4-sided frame in matt black at 45° flat. Matt beige luxor units. Matt black mineral countertop washbasin. Led profile mirror. Matt black lamp, by Roberto Cicchiné design. Matt verde cobalto continuous flow drain cover. Matt acrylic bathtub.

Cadre sur 4 côtés à 45° plat laqué noir mat. Meubles beige luxor mat. Vasque à poser en mineral beige luxor mat. Miroir profile led. Lampe noir mat, by Roberto Cicchiné design. Cache bonde écoulement continu noir mat. Baignoire en acrylique mat.





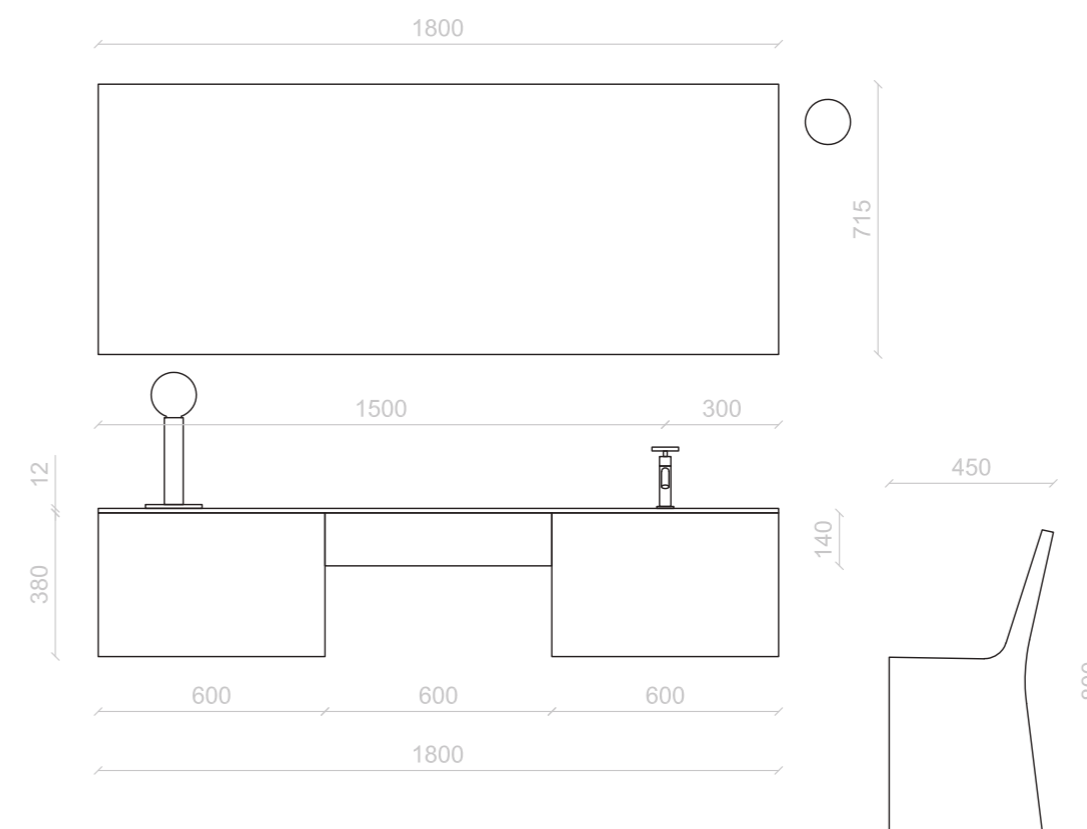


NUCCI 47

Basi noce pavia, verde comodoro opaco. Apertura push-pull.
Top paint surface verde comodoro opaco; P. 52,0 cm. Specchio profilo alluminio. Lampada Torcia nero opaco, by Roberto Cicchiné design. Copri piletta di scarico click-clack colore verde comodoro. Sedia contenitore verde comodoro opaco.

Units in noce pavia wood finish, verde comodoro opaco. Push-pull opening. Matt verde comodoro top paint surface; D. 52.0cm. Aluminum profile mirror. Matt black lamp, by Roberto Cicchiné design. Matt verde comodoro click-clack drain cover. Matt verde comodoro container chair.

Meubles en noce pavia, verde comodoro mat. Ouverture push-pull. Plan en surface de couleur verde comodoro mat; P. 52,0 cm. Miroir profile en aluminium. Lampe noir mat, by Roberto Cicchiné design. Cache bonde clic-clac verde comodoro mat. Chaise conteneur verde comodoro mat.





mobilduene
211

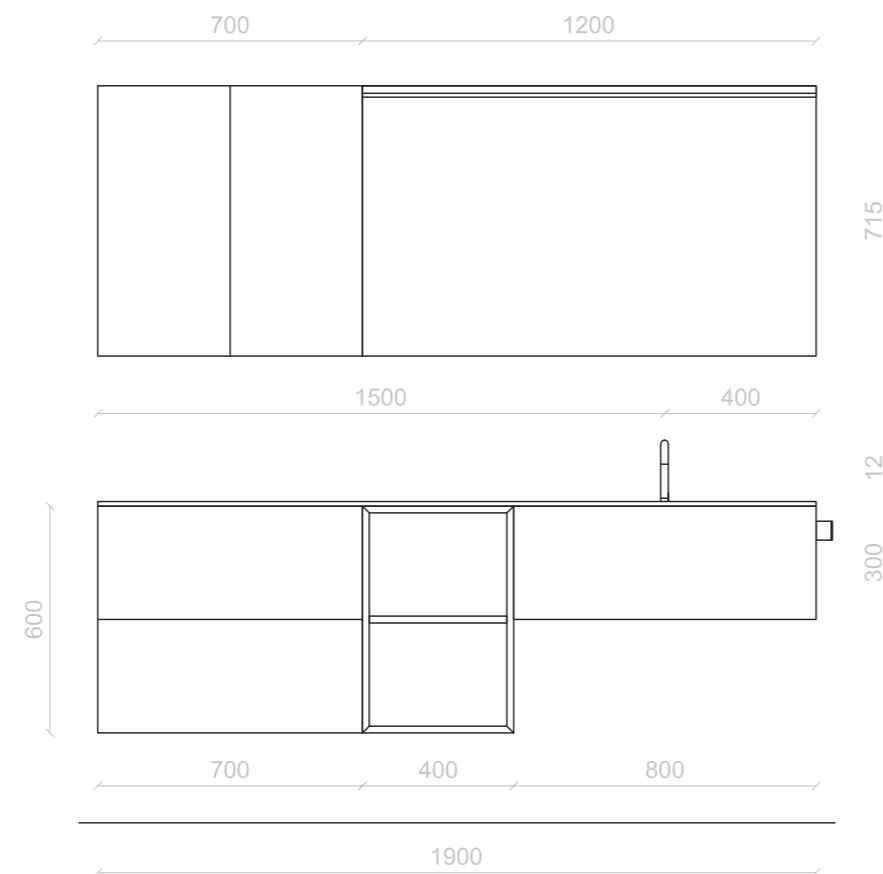


NUCCI 48

Basi noce pavia, grigio Londra opaco.
Apertura push-pull.
Top paint surface grigio opaco; P. 52,0
cm. Specchio profilo alluminio. Lampada
led applique.
Pensili grigio opaco. Portasalviette grigio
opaco.

Noce pavia, matt grigio Londra units. Push-
pull opening. Matt grigio top paint surface;
D. 52.0cm.
Aluminum profile mirror. Chrome applique
led lamp. Matt grigio wall units. Matt grigio
towel holder.

Meubles noce pavia, grigio Londra mat.
Ouverture push-pull. Plan en surface de
couleur grigio mat; P. 52,0 cm.
Miroir profile en aluminium. Applique led
chromée. Meubles hauts grigio mat. Porte-
serviettes grigio mat.



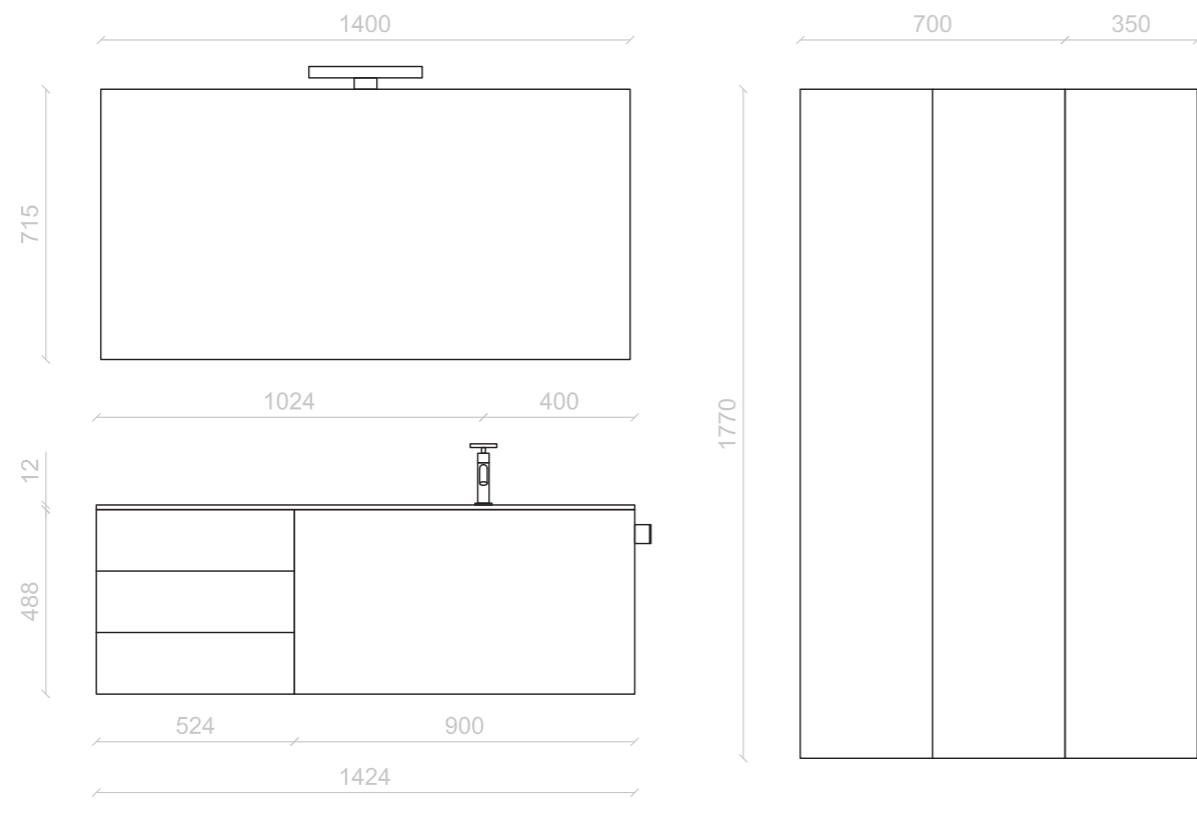


NUCCI 49

Basi noce adige, grigio Londra opaco. Apertura push-pull. Top paint surface grigio Londra opaco; P. 52,0 cm. Specchio profilo alluminio. Lampada led applique. Copri piletta di scarico click-clack colore grigio Londra. Colonne noce adige. Vasca da bagno in materiale acrilico opaco.

































Noce adige, matt grigio Londra units. Push-pull opening. Matt grigio Londra top paint surface; D. 52.0cm. Aluminum profile mirror. Chrome applique led lamp. Matt grigio Londra click-clack drain cover. Columns in noce adige wood finish. Matt acrylic bathtub.

Meubles noce adige, grigio Londra mat. Ouverture push-pull. Plan en surface de couleur grigio Londra mat; P. 52,0 cm. Miroir profilé en aluminium. Applique led chromée. Cache bonde clic-clac grigio Londra mat. Colonnes noce adige. Baignoire en acrylique mat.



 04 BEIGE LUXOR	 16 CORDA	 03 CASTORO	 01 LONDRA	 06 CACAO
 24 SALMONE	 15 CIPRIA	 28 POMPELMO	 30 TERRACOTTA	
 20 PERGAMON	 12 AVANA	 13 AVORIO	 29 SABBIA	 05 COLORADO
 14 CELESTE	 32 ACQUAMARINA	 31 FIORDALISO	 22 OCEANO	 09 BLU FES
 25 VERDE	 26 VERDE MARINA	 07 COMODORO	 33 COBALTO	
 17 GIALLO	 11 MANGO	 34 CARMINIO	 19 MELOGRANO	 08 ROSSO JAIPUR
 10 BIANCO	 27 TORTORA	 18 GRIGIO	 02 GRIGIO BROMO	 21 NERO

COLORI

 RAL BIANCO PERLA	 NCS GREIGE	 RAL GRIGIO SILICEO	 NCS MANDORLA	 RAL GRIGIO BEIGE
 NCS BIANCOROSA	 NCS ROSA ANTICO	 RAL ROSSO BEIGE	 NCS ROSA DESERTO	 NCS ROSSO MATTONE
 NCS SETA	 RAL GRIGIO MARRONE	 NCS CORTECCIA	 RAL MARRONE SEGN.	 RAL TESTA DI MORO
 RAL BLU COLOMBA	 RAL GRIGIO BLU	 NCS OTTANIO	 NCS BLU INDIGO	 RAL BLU VERDE
 NCS SALVIA	 RAL GRIGIO CEMENTO	 RAL VERDE CANNA	 RAL VERDE RESEDA	 NCS FOGLIA
 NCS NORDICO	 NSC SENAPE	 NCS RUGGINE	 NCS VIOLA	
 NCS GHIACCIO	 RAL GRIGIO POLVERE	 RAL GRIGIO TENDA	 RAL GRIGIO ANTRACITE	 NCS NOTTE



T1-MASSELLO
ROVERE NATURALE



T3-MASSELLO
NOCE CANALETTO

LEGNI

D28 SPATOLATO BIANCO	D31 SPATOLATO BEIGE	D27 SPATOLATO GRIGIO	D34 SPATOLATO NERO
D30 ROVERE BIANCO	D29 ROVERE EUROPEO	D36 ROVERE VANIGLIA	D43 ROVERE NEWPORT
D24 OLMO BIANCO	D25 OLMO ROSSO	D32 QUERCIA GRIGIO	D33 QUERCIA ROSSO
D35 NOCE EUROPEO	D37 NOCE FIRENZE	D44 NOCE PAVIA	D45 NOCE ADIGE
D17 LARICE BIANCO	D42 FRASSINO BIANCO	D21 FIAMMA ORO GRIGIO	D20 FIAMMA ORO NERO
D26 SHERWOOD BIANCO	D23 SHERWOOD ROSSO	D22 SHERWOOD MORO	D41 GRANIGLIA GRIGIO
D19 MATRIX BIANCO	D13 MATRIX BEIGE	D18 MATRIX SABBIA	D40 GRANIGLIA BEIGE
D38 VENATO BIANCO	D39 VENATO GRIGIO	D46 VENATO NERO	



**Millerighe
NUCCI 01**
pag. 10



**Millerighe
NUCCI 02**
pag. 14



**Millerighe
NUCCI 03**
pag. 18



**Millerighe
NUCCI 04**
pag. 22



**Millerighe
NUCCI 05**
pag. 26



**Pier
NUCCI 26**
pag. 116



**Pier
NUCCI 27**
pag. 120



**Pier
NUCCI 28**
pag. 124



**Pier
NUCCI 29**
pag. 128



**Basamento dritto
NUCCI 30**
pag. 134



**Millerighe
NUCCI 06**
pag. 30



**Millerighe
NUCCI 07**
pag. 34



**Millerighe
NUCCI 08**
pag. 38



**Noè
NUCCI 09**
pag. 44



**Noè
NUCCI 10**
pag. 48



**Basamento dritto
NUCCI 31**
pag. 138



**Basamento dritto
NUCCI 32**
pag. 142



**Basamento dritto
NUCCI 33**
pag. 146



**Cilindro
NUCCI 34**
pag. 152



**Cilindro
NUCCI 35**
pag. 156



**Noè
NUCCI 11**
pag. 52




**Noè
NUCCI 12**
pag. 56



**Noè
NUCCI 13**
pag. 60



**Noè
NUCCI 14**
pag. 64



**Noè
NUCCI 15**
pag. 68



**Cilindro
NUCCI 36**
pag. 160



**Mobilduenne
NUCCI 37**
pag. 166



**Mobilduenne
NUCCI 38**
pag. 170



**Mobilduenne
NUCCI 39**
pag. 174



**Mobilduenne
NUCCI 40**
pag. 178



**Déjà vu
NUCCI 16**
pag. 74



**Déjà vu
NUCCI 17**
pag. 78



**Déjà vu
NUCCI 18**
pag. 82




**Déjà vu
NUCCI 19**
pag. 86



**Déjà vu
NUCCI 20**
pag. 90



**Mobilduenne
NUCCI 41**
pag. 182



**Mobilduenne
NUCCI 42**
pag. 186



**Mobilduenne
NUCCI 43**
pag. 190



**Mobilduenne
NUCCI 44**
pag. 194



**Mobilduenne
NUCCI 45**
pag. 198



**Déjà vu
NUCCI 21**
pag. 94



**Déjà vu
NUCCI 22**
pag. 98



**Déjà vu
NUCCI 23**
pag. 102



**Pier
NUCCI 24**
pag. 108



**Pier
NUCCI 25**
pag. 112



**Mobilduenne
NUCCI 46**
pag. 202



**Mobilduenne
NUCCI 47**
pag. 206



**Mobilduenne
NUCCI 48**
pag. 210



**Mobilduenne
NUCCI 49**
pag. 214

SOMMARIO

CREDITS

Art direction: Nucci

Photography: Roberto Cicchiné

Designers: C.R.S Mobilduenne, Roberto Cicchiné

Rendering and Graphic: MaticAnimation.it

Colour separation and Print: Sincromia

Mobilduenne si riserva il diritto di modificare o sostituire i prodotti illustrati senza l'obbligo di darne preavviso.

I colori riportati sono da ritenersi indicativi.

In line with its policy of improving product function and quality Mobilduenne reserves the right to modify or replace the products illustrated without the obligation to give prior notice. The colours are for indicative purposes only.

Mobilduenne se réserve le droit de modifier ou de remplacer les produits illustrés sans obligation de préavis. Les couleurs présentées doivent être considérées comme indicatives.

To discover more about Nucci collections visit
www.nucci.design

Mobilduenne srl unipersonale

T. +39 073597120

info@mobilduenne.it

www.mobilduenne.it

